

SRI KRISHNADEVARAYA EDUCATIONAL TRUST

# SIR M. VISVESVARAYA INSTITUTE OF TECHNOLOGY

Krishnadevarayanagar, Hunasamaranahalli, International Airport Road, Bangalore - 562 157.

(Affiliated to Visvesvaraya Technological University, Recognised by AICTE & Accredited by National Board of Accreditation, New Delhi. An ISO 9001 : 2008 Certified Institution)

Ph.: 080 - 2846 7248 / 2847 7024 / 25 / 26 Fax : 080-2846 7081

E-mail : principal@sirmvit.edu, sirmvitbgl@gmail.com, Web : www.sirmvit.edu



## Index Sheet

Sl. No.	Details	Page no.
1	Balance Sheet 2018-19	2-8
2	Balance Sheet 2019-20	9-15
3	Balance Sheet 2020-21	16-21
4	Balance Sheet 2021-22	22-27
5	Balance Sheet 2022-23	Provisional data are provided (since it is yet to be filed/audited)

**SIR M VISVESVARAYA INSTITUTE OF TECHNOLOGY (ENGG COURSE)**

**BALANCE SHEET AS AT 31ST MARCH 2019**

	Sch No.	CURRENT YEAR		PREVIOUS YEAR	
		Rs.	Rs.	Rs.	Rs.
<b>I. LIABILITIES</b>					
<b>FUNDS</b>					
Other Funds	A	9,02,56,992		9,02,39,993	
Balance in Income & Expenditure Account	B	91,49,29,783	1,00,51,86,775	79,49,43,997	88,51,83,990
<b>OTHER LIABILITIES</b>					
Refundable Deposits to Students	C	23,83,388		41,12,388	
Staff and Other Collections		19,71,008		19,82,545	
Others	D	2,75,24,673	3,18,79,069	2,11,19,212	2,72,14,145
<b>INTER-UNIT BRANCH ACCOUNTS</b>			(70,35,08,350)		(56,86,39,151)
<b>Total of Liabilities</b>			<b>33,35,57,494</b>		<b>34,37,58,985</b>
<b>II. ASSETS</b>					
<b>FIXED ASSETS</b>					
Gross Block	E	67,26,25,848		66,42,89,213	
Less: Depreciation		38,57,05,372		36,79,12,584	
Net Block		28,69,20,476		29,63,76,629	
Capital Work In Progress	F	15,44,757	28,84,65,233	-	29,63,76,629
<b>CURRENT ASSETS, LOANS AND ADVANCES</b>					
Advance towards Purchase of Land		-			
Advance for Material/Equipment Purchase	G	61,705		1,13,680	
Staff and Other Advances		99,65,639		75,75,366	
Deposits	H	29,32,590		25,55,530	
Stock of Library Books	I	19,89,090		21,63,328	
Income Tax Paid		1,74,620	1,51,23,644	6,768	1,24,14,672
<b>Cash and Bank Balances:</b>					
Cash and Cheques/Drafts on Hand		2,884		2,885	
Cash at Bank	J	2,99,65,733	2,99,68,617	3,49,64,799	3,49,67,684
<b>Total of Assets</b>			<b>33,35,57,494</b>		<b>34,37,58,985</b>

For SRI KRISHNADEVARAYA EDUCATIONAL TRUST


  
A.C. CHANDRASHEKAR RAJU  
Hon'PRESIDENT

  
K. SYAMA RAJU  
Hon'SECRETARY

  
M. VENKATARAMANA RAJU  
Hon'TREASURER

Subject to Our Report of Even Date  
FOR RAO ASSOCIATES  
CHARTERED ACCOUNTANTS  
Firm Reg No.003080S



  
(G.SUDHINDRA)  
Mem. No. 026171  
Partner.

PLACE: BENGALURU  
DATE: 23/09/2019

**SIR M VISVESVARAYA INSTITUTE OF TECHNOLOGY (ENGG COURSE)**  
**INCOME AND EXPENDITURE ACCOUNT FOR THE YEAR ENDED 31ST MARCH 2019**

Particulars	SCH. NO.	CURRENT YEAR (Rs.)	PREVIOUS YEAR (Rs.)
<b>I. INCOME:</b>			
Tuition Fees & other Collections from Students	K	35,45,85,260	33,93,31,687
Interest on Bank Deposits		22,85,994	17,00,846
Other Income		40,46,806	45,88,925
Depreciation on Grant Assets recouped out of Grants received		8,03,961	8,47,856
<b>Total (a)</b>		<b>36,17,22,021</b>	<b>34,64,69,314</b>
<b>II. EXPENDITURE:</b>			
Employee Remuneration & Benefits	L	14,77,01,426	14,80,51,955
Institution Running and Maintenance Exp.	M	7,13,44,168	6,81,52,305
Provision for Loss in Value of Books	I	4,97,273	5,40,832
Depreciation	E	2,21,93,368	2,19,73,622
<b>Total (b)</b>	<b>24,17,36,235</b>	<b>23,87,18,714</b>	
Net Excess of Income over Expenditure for the year Transferred (a) - (b) carried over to Balance Sheet		<b>11,99,85,787</b>	<b>10,77,50,600</b>
Significant Accounting Policies and Notes on Accounts	0		


For SRI KRISHNADEVARAYA EDUCATIONAL TRUST

  
**A.C. CHANDRASHEKAR RAJU**  
 Hon'PRESIDENT

  
**K. SYAMA RAJU**  
 Hon'SECRETARY

  
**M.VENKATARAMANA RAJU**  
 Hon'TREASURER

Subject to Our Report of Even Date  
 for RAO ASSOCIATES  
 CHARTERED ACCOUNTANTS  
 Firm Reg No.003080S

  
**(G.SUDHINDRA)**  
 Mem. No. 026171  
 Partner.



PLACE: BENGALURU  
 DATE: 23/09/2019



**SIR M VISVESVARAYA INSTITUTE OF TECHNOLOGY (ENGG COURSE)**  
**SCHEDULES FORMING PART OF BALANCE SHEET 31ST MARCH 2019**

Particulars	Schedule No	Current Year Rs.	Previous Year Rs.
<b>a. Development Fund</b>	<b>A</b>		
Balance as on 01-04-2018		8,57,92,638	8,57,92,638
Add: Collections during the year		-	-
		8,57,92,638	8,57,92,638
<b>b. Capital Grant Account</b>			
Balance as on 01-04-2018		1,80,45,972	1,59,35,847
Add: Receipts during the year		8,20,960	21,10,125
		1,88,66,932	1,80,45,972
<b>Less: Depreciation on Grant Assets</b>			
Balance as on 01-04-2018		1,35,98,617	1,27,50,761
Depreciation recouped during the year		8,03,961	8,47,856
		1,44,02,578	1,35,98,617
		44,64,354	44,47,355
<b>Total Other Funds {a+b+c+d}</b>		9,02,56,992	9,02,39,993
<b>Income and Expenditure Account</b>	<b>B</b>		
Balance as on 01-04-2018		79,49,43,997	68,71,93,397
Add: Excess of Income over Expenditure for the year transferred from Income and Exp. Account		11,99,85,787	10,77,50,600
Balance Carried to Balance Sheet		91,49,29,783	79,49,43,997
<b>Refundable Deposits to Students:</b>	<b>C</b>		
Cautions, Lab and Library Deposit		49,959	17,55,959
Transport Deposits		23,33,429	23,56,429
		23,83,388	41,12,388
<b>SIR M VISVESVARAYA INSTITUTE OF TECHNOLOGY (ENGG COURSE)</b> <b>SCHEDULES FORMING PART OF BALANCE SHEET 31ST MARCH 2019</b>			
<b>Details for Other Liabilities:</b>	<b>D</b>		
1 Bank Loan-Pending disbursement students		4,83,355	3,68,445
2 Unutilised Grants		44,90,218	11,18,886
3 Scholarship Payable		2,08,43,130	1,83,73,465
4 Examination Fee Payable to University		4,67,373	28,078
5 Theory and Remuneration Payable		-	(1,13,894)
6 Duties and Taxes (Including TDS Liability)		4,26,432	4,52,107
7 Sundry Creditors		1,23,423	1,16,757
8 Others		2,39,266	2,15,000
9 Indian Oil Corporation Limited		4,51,475	5,60,368
10 Land Tax Payable		-	-
		2,75,24,673	2,11,19,212
<b>Details of Capital work in progress:</b>	<b>F</b>		
<b>Advance for Capital Expenditure</b>			
1 Sri Lakshmi Venkateswara		13,00,000	-
2 Shell Eco Marathon		2,44,757	-
		15,44,757	-





**SIR M VISVESVARAYA INSTITUTE OF TECHNOLOGY (ENGG COURSE)**  
**SCHEDULES FORMING PART OF BALANCE SHEET 31ST MARCH 2019**

SI No		Schedule No	Current year Rs.	Previous year Rs.
	<b>Advances for Expenditure</b>	<b>G</b>		
1	Indico Copier Services		4,500	4,500
2	Binary Systems Pvt Ltd		57,205	-
	Relyon Softech Ltd		-	82,000.00
	RS Power Control		-	27,180.00
			<b>61,705</b>	<b>1,13,680</b>
	<b>Schedule of Deposits:</b>	<b>H</b>		
1	BMOCC		30,000	30,000
2	Electricity Deposit		29,02,590	25,25,530
	<b>TOTAL</b>		<b>29,32,590</b>	<b>25,55,530</b>
	<b>Stock of Library Books:</b>	<b>I</b>		
	Balance as on 01-04-2018		1,67,13,011	1,60,07,026
	Add: Purchased during the year		3,23,035	7,05,985
	Total (a)		1,70,36,046	1,67,13,011
	<u>Less: Provision towards Loss in value of Books</u>			
	Balance as on 01-04-2018		1,45,49,683	1,40,08,851
	Add: Provision for the year-20%		4,97,273	5,40,832
	Total (b)		1,50,46,956	1,45,49,683
	Net Value (a) - (b)		19,89,090	21,63,328
	<b>Schedule for Cash at Bank:</b>	<b>J</b>		
	Balance in Savings and Current Account		2,99,65,733	3,24,64,799
	Cheque in Transit		-	25,00,000
			2,99,65,733	3,49,64,799



<b>SIR M VISVESVARAYA INSTITUTE OF TECHNOLOGY (ENGG COURSE)</b>			
<b>SCHEDULES FORMING PART OF INCOME AND EXPENDITURE ACCOUNT FOR THE YEAR ENDED 31ST</b>			
<b>MARCH 2019</b>			
Particulars	Schedule No	CURRENT YEAR Amount	PREVIOUS YEAR Amount
<b>OTHER INCOME</b>			
<b>K</b>			
Others.		40,46,806	45,88,925
		40,46,806	45,88,925
<b>Employee Remuneration &amp; Benefits</b>			
<b>L</b>			
Salary to Staff		13,65,08,718	13,79,45,058
Contribution to Provident Fund		55,56,296	60,66,489
Contribution to ESI		31,96,546	5,40,676
Gratuity		14,12,374	35,01,720
Staff Welfare (Including Medical Exp)		10,27,492	- 1,987
		14,77,01,426	14,80,51,955
<b>Institution Running and Maintenance Expenses</b>			
<b>M</b>			
Repairs and Maintenance		1,09,60,207	78,94,515
Vehicle Maintenance		89,03,337	1,04,70,470
Inspection / Examination Expenses		13,58,630	15,94,280
Power and Water Charges		1,89,05,255	1,64,65,992
<b>Lab Consumables</b>			
Engineering College	5,69,557		12,48,112
Dental College	-	5,69,557	-
Sports Expenses		7,24,714	4,76,553
Security Charges		55,74,374	52,33,859
Equipment Insurance		1,66,997	1,64,076
University and Affiliation Fees		72,40,937	48,68,426
Magazines and Journals		1,88,261	1,49,416
Horticultural Expenses		3,06,855	2,32,673
Educational Expenses		30,13,450	36,22,749
Cultural Expenses		36,19,090	45,99,475
Printing and Stationery		17,16,369	14,08,366
Postage & Telephone (including internet)		14,38,848	15,80,968
Legal and Professional Charges		6,26,546	9,12,436
<b>Audit Fee and Certification Charges</b>			
Payment to Statutory Auditors	1,76,177		1,67,693
Others - Pre Audit and Review	4,54,879	6,31,056	8,97,516
Travelling and Conveyance		3,93,815	4,34,402
Newspaper Notification Expenses		30,21,587	39,99,821
Land Tax		17,661	-
Rent		14,86,800	14,11,200
COMED - K and other Membership Fee		80,591	80,428
Others		3,99,231	2,38,877
		7,13,44,168	6,81,52,305







**SIR M VISVESVARAYA INSTITUTE OF TECHNOLOGY (ENGG COURSE)**  
**SCHEDULE OF FIXED ASSETS AS AT 31ST MARCH 2019**

E

**SCHEDULE**

SL NO	PARTICULARS	GROSS BLOCK		DEPRECIATION		NET BLOCK		
		AS AT 01-04-2018	ADDITIONS	DELETIONS	AS AT 01-04-2018	ADDITIONS	(DELETIONS)	AS AT 31-03-2019
1	Land	16,52,11,065			16,52,11,065		16,52,11,065	16,52,11,065
2	Buildings	23,68,55,359			23,68,55,359		23,68,55,359	8,03,08,184
3	Borewell	3,88,345			3,88,345		3,88,345	1,59,842
4	Electrical Installation	28,75,834			28,75,834		28,75,834	9,26,404
5	Indoor stadium - Own	23,33,935			23,33,935		23,33,935	66,515
6	Indoor stadium -Grant	20,00,000			20,00,000		20,00,000	56,999
7	Street light fittings	6,00,909			6,00,909		6,00,909	15,465
8	Construction Equipments	1,19,155			1,19,155		1,19,155	1,595
9	Canteen Kitchen Equipments							
	<b>Laboratory Equipment</b>							
	<b>Mechanical</b>							
	Own Assets	1,47,02,334	3,23,771		1,50,26,105	3,38,469	1,31,08,117	19,32,686
	Grant Assets (Contribution)	52,25,734			52,25,734	1,27,593	45,02,707	8,50,620
	Chemistry	13,09,111			13,09,111	32,323	11,25,948	2,15,486
	Physics	6,76,032	1,50,000		8,26,032	44,839	5,71,943	1,48,928
	Mathematics	98,000			98,000	1,091	91,815	7,276
	Civil	61,11,959	4,08,174		65,20,133	2,56,210	50,68,278	12,99,892
	Civil-Grant asset	2,34,214			2,34,214	17,209	1,36,694	1,14,729
	Biotechnology	1,12,40,186	6,23,310		1,18,63,496	4,99,775	90,31,441	27,08,520
	Biotechnology-Grant asset	25,42,459			25,42,459	2,88,614	9,06,979	19,24,094
	INFORMATION SCIENCE	67,555			67,555	8,613	18,746	57,422
	<b>Electrical &amp; Electronics</b>							
	Own Assets	2,08,61,543	2,24,606		2,10,86,149	4,11,063	1,87,56,789	25,15,817
	Grant Assets (Contribution)	14,24,005			14,24,005	40,252	11,95,909	2,68,348
	Electrical - Grant	5,53,874			5,53,874	40,281	3,25,618	2,68,537
	Computer Science-Own	6,49,90,472			6,49,90,472	2,77,067	6,48,05,760	4,61,779
	Computer Science-Grant	29,98,570			29,98,570	24,961	29,81,930	41,601
	MBA	2,75,535			2,75,535	8,393	2,27,974	55,954
	MCA	1,70,602			1,70,602	6,785	1,32,153	45,234
	Telecommunication	7,74,802	12,79,136		20,53,938	2,60,904	5,75,484	4,60,222
	Telecommunication-Grant asset	1,85,091			1,85,091	10,471	1,25,755	69,807
	General	5,89,494			5,89,494	38,691	3,70,246	2,57,939
10	<b>Library Equipments</b>							
	Grant Assets	11,45,625			11,45,625	27,320	9,90,809	1,82,136
	Own Assets	1,69,449			1,69,449	2,967	1,52,637	19,779
11	<b>Campus Net Working</b>	26,30,682			26,30,682		24,48,190	2,95,709
12	<b>Furniture &amp; Fixtures - Own</b>	4,12,13,050	2,70,376		29,01,058	1,13,217	3,18,61,913	1,11,35,274
13	<b>Furniture &amp; Fixtures - Grant</b>	1,31,099	7,58,975		4,19,72,025	17,84,137	1,01,10,112	27,854
14	<b>Computers and Accessories-M-tech</b>	77,90,578	78,35,669		1,56,26,247	4,178	1,07,423	20,48,666
15	<b>Furniture and Fixtures-M-tech</b>	2,26,576			57,41,912	59,30,601	1,16,72,513	35,281
16	<b>Sports Equipments</b>	6,71,307	3,31,704		1,91,295	5,292	1,96,587	4,04,960
17	<b>Sports Equipments-grant assets</b>	4,02,990			10,03,011	1,01,240	5,98,051	1,74,496
18	<b>Office Equipments</b>	1,76,63,708	7,47,373		4,02,990	1,405	3,97,371	7,024
18	<b>Office Equipments-Grant Asset</b>		1,97,650		1,84,11,081	8,51,881	1,35,83,756	49,31,833
19	<b>Generator</b>				1,97,650	29,648	*48,27,325	1,68,002
	Own Assets	18,51,579			18,51,579	13,187	17,76,856	87,910
	Grant Assets (Contribution)	1,06,500			1,06,500	526	1,03,517	3,509
	<b>CARRIED FORWARD</b>	61,94,19,315	1,31,50,744		63,25,70,059	1,97,74,979	35,97,93,864	27,27,76,195
					34,00,18,885		27,27,76,195	27,94,00,430



SL NO	PARTICULARS	GROSS BLOCK		DEPRECIATION		NET BLOCK	
		AS AT 01-04-2018	AS AT 31-03-2019	AS AT 01-04-2018	AS AT 31-03-2019	AS AT 31-03-2019	AS AT 31-03-2018
20	BROUGHT FORWARD	61,94,19,315	63,25,70,059	34,00,18,885	35,97,93,864	27,27,76,195	27,94,00,430
	Grant Assets						
	Printer	11,750	11,750	11,702	11,731	19	48
	Software MBA	53,000	53,000	52,783	52,913	87	217
21	Vehicles						
	Motor Van						
	Bus	3,50,22,100	3,02,07,991	2,14,95,701	1,88,37,579	1,13,70,412	1,35,26,399
	Service Station Equipment	47,840	47,840	47,254	47,371	469	586
	Tractor						
	Swaraj Mazda	10,45,600	10,45,600	9,05,262	9,33,330	1,12,270	1,40,338
	Bi-cycle	9,166	9,166	8,515	8,645	521	651
	Bi-cycle	16,600	16,600	16,056	16,165	435	544
	Temp Travellor						
	TATA Indica						
	Genio DC vehicle	5,27,524	5,27,524	3,89,237	4,16,894	1,10,630	1,38,287
	Boiero Jeep	7,63,280	7,63,280	5,63,191	6,03,209	1,60,071	2,00,089
	Mahindra Jeep	4,90,292	4,90,292	4,68,729	4,73,042	17,250	21,563
	Swift Cars	37,16,465	37,16,465	11,67,827	16,77,555	20,38,910	25,48,638
22	Horticulture Equipments	10,72,135	10,72,135	7,89,411	8,31,820	2,40,315	2,82,724
23	Internal Partition	20,94,146	20,94,146	19,78,031	20,01,254	92,892	1,16,115
		66,42,89,213	67,26,25,848	36,79,12,584	38,57,05,372	28,69,20,476	29,63,76,629

For RAO ASSOCIATES  
CHARTERED ACCOUNTANTS

Bangalore  
Dated: 23/09/2019

SECRETARY

TREASURER

PARTNER

Mem. No. 026171



**SIR M VISVESVARAYA INSTITUTE OF TECHNOLOGY (ENGG COURSE) , BENGALURU**

**BALANCE SHEET AS AT 31ST MARCH 2020**

	Sch No.	CURRENT YEAR		PREVIOUS YEAR	
		(Rs.)	(Rs.)	(Rs.)	(Rs.)
<b>I. LIABILITIES</b>					
<b>FUNDS</b>					
Other Funds	A	9,05,80,515		9,02,56,992	
Balance in Income & Expenditure Account	B	1,03,13,22,708	1,12,19,03,223	91,49,29,783	1,00,51,86,775
<b>OTHER LIABILITIES</b>					
Refundable Deposits to Students	C	23,83,388		23,83,388	
Staff and Other Collections		18,07,613		19,71,008	
Others	D	94,70,521	1,36,61,522	2,75,24,673	3,18,79,069
<b>INTER-UNIT BRANCH ACCOUNTS</b>			(81,52,25,777)		(70,35,08,350)
<b>Total</b>			<b>32,03,38,968</b>		<b>33,35,57,494</b>
<b>II. ASSETS</b>					
<b>FIXED ASSETS</b>					
Gross Block	E	68,65,02,502		67,26,25,848	
Less: Depreciation		40,75,05,140		38,57,05,372	
Net Block		27,89,97,362		28,69,20,476	
Capital Work In Progress	F	18,48,347	28,08,45,709	15,44,757	28,84,65,233
<b>CURRENT ASSETS, LOANS AND ADVANCES</b>					
Advance for Material/Equipment	G	5,11,092		61,705	
Purchase		64,11,719		99,65,639	
Staff and Other Advances	H	31,74,820		29,32,590	
Deposits	I	21,51,265		19,89,090	
Stock of Library Books		1,77,631	1,24,26,527	1,74,620	1,51,23,644
Income Tax Paid					
<b>Cash and Bank Balances:</b>					
Cash and Cheques/Drafts on Hand		2,885		2,884	
Cash at Bank	J	2,70,63,847	2,70,66,732	2,99,65,733	2,99,68,617
<b>Total</b>			<b>32,03,38,968</b>		<b>33,35,57,494</b>

For SIR M VISVESVARAYA INSTITUTE OF TECHNOLOGY (ENGG COURSE)

*[Signature]*  
A.C. CHANDRASHEKAR RAJU  
Hon'PRESIDENT

*[Signature]*  
K. SYAMA RAJU  
Hon'SECRETARY

*[Signature]*  
M. VENKATARAMANA RAJU  
Hon'TREASURER

Subject to Our Report of Even Date  
FOR RAO ASSOCIATES  
CHARTERED ACCOUNTANTS  
Firm Reg No.003080S

*[Signature]*  
(G.SUDHINDRA)  
Mem. No. 026171  
Partner.



PLACE: BENGALURU  
DATE: 28-12-2020

**SIR M VISVESVARAYA INSTITUTE OF TECHNOLOGY (ENGG COURSE), BENGALURU**  
**INCOME AND EXPENDITURE ACCOUNT FOR THE YEAR ENDED 31ST MARCH 2020**

Particulars	SCH. NO.	CURRENT YEAR (Rs.)	PREVIOUS YEAR (Rs.)
<b>I. INCOME:</b>			
Tuition Fees & other Collections from Students	K	34,95,19,121	35,31,01,400
Interest on Bank Deposits		23,01,937	22,85,994
Other Income		52,74,884	55,30,666
Depreciation on Grant Assets recouped out of Grants received		8,41,917	8,03,961
<b>Total (a)</b>		<b>35,79,37,858</b>	<b>36,17,22,021</b>
<b>II. EXPENDITURE:</b>			
Employee Remuneration & Benefits	L	14,81,61,223	14,77,01,426
Institution Running and Maintenance Exp.	M	7,10,46,126	7,13,44,168
Provision for Loss in Value of Books	I	5,37,816	4,97,273
Depreciation	E	2,17,99,768	2,21,93,368
<b>Total (b)</b>		<b>24,15,44,933</b>	<b>24,17,36,235</b>
Net Excess of Income over Expenditure for the year Transferred (a) - (b) carried over to Balance Sheet		<b>11,63,92,925</b>	<b>11,99,85,787</b>


For SIR M VISVESVARAYA INSTITUTE OF TECHNOLOGY (ENGG COURSE)



**A.C. CHANDRASHEKAR RAJU**  
Hon'PRESIDENT




**K. SYAMA RAJU**  
Hon'SECRETARY



**M.VENKATARAMANA RAJU**  
Hon'TREASURER

Subject to Our Report of Even Date  
for RAO ASSOCIATES  
CHARTERED ACCOUNTANTS  
Firm Reg No.003080S

PLACE: BENGALURU  
DATE: 28-12-2020



**(G.SUDHINDRA)**  
Mem. No. 026171  
Partner.





**SIR M VISVESVARAYA INSTITUTE OF TECHNOLOGY (ENGG COURSE), BENGALURU**  
**SCHEDULES FORMING PART OF BALANCE SHEET 31ST MARCH 2020**

Particulars		Schedule No	CURRENT YEAR (Rs.)	PREVIOUS YEAR (Rs.)
<b>Other Funds:</b>		<b>A</b>		
<b>a. Development Fund</b>				
Balance as on 01-04-2019			8,57,92,638	8,57,92,638
Add: Collections during the year			-	-
			8,57,92,638	8,57,92,638
<b>b. Capital Grant Account</b>				
Balance as on 01-04-2019			1,88,66,932	1,80,45,972
Add: Receipts during the year			11,65,440	8,20,960
			2,00,32,372	1,88,66,932
<b>Less: Depreciation on Grant Assets</b>				
Balance as on 01-04-2019			1,44,02,578	1,35,98,617
Depreciation recouped during the year			8,41,917	8,03,961
			1,52,44,495	1,44,02,578
			47,87,877	44,64,354
<b>Total Other Funds {a+b+c+d}</b>			9,05,80,515	9,02,56,992
<b>Income and Expenditure Account</b>		<b>B</b>		
Balance as on 01-04-2019			91,49,29,783	79,49,43,997
Add: Excess of Income over Expenditure for the year transferred from Income and Exp. Account			11,63,92,925	11,99,85,787
Balance Carried to Balance Sheet			1,03,13,22,708	91,49,29,783
<b>Refundable Deposits to Students:</b>		<b>C</b>		
Caution, Lab and Library Deposit			49,959	49,959
Transport Deposits			23,33,429	23,33,429
			23,83,388	23,83,388
<b>Details for Other Liabilities:</b>		<b>D</b>		
1	EMD/Security Deposits - Contractors		3,46,342	-
2	Bank Loan-Pending disbursement students		1,87,955	4,83,355
3	Unutilised Grants		26,66,871	44,90,218
4	Scholarship Payable		40,98,780	2,08,43,130
5	Examination Fee Payable to University		(12,19,421)	4,67,373
6	Duties and Taxes (Including TDS Liability)		6,69,844	4,26,432
7	Sundry Creditors		1,23,423	1,23,423
8	Others		24,35,866	2,39,266
9	Indian Oil Corporation Limited		-	4,51,475
10	Payable at School of Arch. (Including un utilised Grants)		1,60,860	-
			94,70,521	2,75,24,673
<b>Details of Capital work in progress:</b>		<b>F</b>		
<b>Advance for Capital Expenditure</b>				
1	G N WEBSOFT ENTERPRISES		2,83,200	-
2	Sri Lakshmi Venkateswara		13,00,000	13,00,000
3	Remi Sales and Engineers Ltd		20,390	-
4	Shell Eco Marathon		2,44,757	2,44,757
			18,48,347	15,44,757



**SIR M VISVESVARAYA INSTITUTE OF TECHNOLOGY (ENGG COURSE) , BENGALURU**  
**SCHEDULES FORMING PART OF BALANCE SHEET 31ST MARCH 2020**

SI No	Particulars	Schedule No	CURRENT YEAR (Rs.)	PREVIOUS YEAR (Rs.)
	<b>Advances for Expenditure</b>	<b>G</b>		
1	S RAVINDRA		-	-
2	Advanced Electronic Systems		4,335	-
3	Indu Gas Agencies		-	-
4	Just Dial Limited		26,260	-
5	Sri Krishna Traders		-	-
6	Surround Netwroks Pvt Ltd		2,00,000	-
7	Indico Copier Services		4,500	4,500
8	Indian Oil Corporation Limited		2,36,422	-
9	Nobel Bio Care India Ltd.		-	-
10	Page 3 Book Shop		-	-
11	Sirona Dental Systems Pvt Ltd.,		-	-
12	Eco Care Solutuions		22,575	-
13	Sri Om Shakthi Security & Allaied Service		1,000	-
14	TRANS DIESEL ENGINEERS PVT LTD		16,000	-
15	Universal Medi Systems		-	-
16	Binary Systems Pvt Ltd		-	57,205.00
			<b>5,11,092</b>	<b>61,705</b>
	<b>Schedule of Deposits:</b>	<b>H</b>		
1	BMOCC		30,000	30,000
2	Electricity Deposit		31,44,820	29,02,590
	<b>TOTAL</b>		<b>31,74,820</b>	<b>29,32,590</b>
	<b>Stock of Library Books:</b>	<b>I</b>		
	Balance as on 01-04-2019		1,70,36,046	1,67,13,011
	Add: Purchased during the year		6,99,991	3,23,035
	Total (a)		1,77,36,037	1,70,36,046
	<u>Less: Provision towards Loss in value of Books</u>			
	Balance as on 01-04-2019		1,50,46,956	1,45,49,683
	Add: Provision for the year-20%		5,37,816	4,97,273
	Total (b)		1,55,84,772	1,50,46,956
	Net Value (a) - (b)		21,51,265	19,89,090
	<b>Schedule for Cash at Bank:</b>	<b>J</b>		
	Balance in Savings and Current Account		2,70,63,847	2,99,65,733
	Cheque in Transit		-	-
	Balance in Fixed Deposits with Scheduled Banks		-	-
			2,70,63,847	2,99,65,733



<b>SIR M VISVESVARAYA INSTITUTE OF TECHNOLOGY (ENGG COURSE) , BENGALURU</b>			
<b>SCHEDULES FORMING PART OF INCOME AND EXPENDITURE ACCOUNT FOR THE YEAR</b>			
<b>ENDED 31ST MARCH 2020</b>			
<b>Particulars</b>	<b>Schedule No</b>	<b>CURRENT YEAR (Rs.)</b>	<b>PREVIOUS YEAR (Rs.)</b>
<b>OTHER INCOME</b>			
	<b>K</b>		
Hospital /Clinic Receipts		-	-
Interest on IT Refund		-	-
Others.		52,74,884	55,30,666
		52,74,884	55,30,666
<b>Employee Remuneration &amp; Benefits</b>			
	<b>L</b>		
Salary to Staff		13,79,10,184	13,65,08,718
Contribution to Provident Fund		53,28,921	55,56,296
Contribution to ESI		3,40,593	31,96,546
Gratuity		35,81,933	14,12,374
Staff Welfare (Including Medical Exp)		9,99,592	10,27,492
		14,81,61,223	14,77,01,426
<b>Institution Running and Maintenance Expenses</b>			
	<b>M</b>		
Repairs and Maintenance		98,44,236	1,09,60,207
Vehicle Maintenance		76,77,017	89,03,337
Inspection / Examination Expenses		8,86,913	13,58,630
Power and Water Charges		1,95,05,064	1,89,05,255
<b>Lab Consumables</b>			
Engineering College		9,69,221	5,69,557
Sports Expenses		3,17,967	7,24,714
Security Charges		53,23,465	55,74,374
Equipment Insurance		1,65,799	1,66,997
Clinical Facilities		-	-
University and Affiliation Fees		54,78,399	72,40,937
Magazines and Journals		1,10,927	1,88,261
Horticultural Expenses		2,80,020	3,06,855
Educational Expenses		29,99,908	30,13,450
Cultural Expenses		44,42,294	36,19,090
Printing and Stationery		18,34,379	17,16,369
Postage & Telephone (including internet)		13,31,034	14,38,848
Legal and Professional Charges		9,00,103	6,26,546
Audit Fee and Certification Charges		5,94,721	6,31,056
Travelling and Conveyance		4,82,717	3,93,815
Newspaper Notification Expenses		53,52,664	30,21,587
Land Tax		2,05,786	17,661
Rent		14,86,800	14,86,800
COMED - K and other Membership Fee		3,89,121	80,591
Others		4,67,570	3,99,231
		7,10,46,126	7,13,44,168





**SIR M VISVESVARAYA INSTITUTE OF TECHNOLOGY (ENGG COURSE) , BENGALURU**  
**SCHEDULE OF FIXED ASSETS AS AT 31ST MARCH 2020**

**E**

**SCHEDULE**

SL NO	PARTICULARS	GROSS BLOCK			DEPRECIATION			NET BLOCK	
		AS AT 01-04-19	ADDITIONS	DELETIONS	AS AT 31-03-20	ADDITIONS	DELETIONS	AS AT 31-03-20	AS AT 31-03-19
1	Land	16,52,11,065			16,52,11,065			16,52,11,065	16,52,11,065
2	Buildings	23,68,55,359	8,42,442		23,68,55,359	72,35,206		6,50,33,861	7,22,69,067
3	Borewell	3,86,345	8,20,845		3,86,345	14,386		1,29,472	1,43,858
4	Electrical Installation	28,75,834	38,340		28,75,834	83,376		7,50,388	8,33,764
5	Indoor stadium - Own	23,33,935			23,33,935	10,642		42,570	53,212
6	Indoor stadium - Grant	20,00,000			20,00,000	9,120		36,479	45,599
7	Street light fittings	6,00,909			6,00,909	2,474		9,898	12,372
8	Construction Equipments	1,19,155			1,19,155	203		1,18,002	1,356
9	<b>Laboratory Equipment</b>								
	<b>Mechanical</b>								
	Own Assets	1,50,26,105	8,42,442		1,58,68,547	4,14,065		23,46,365	19,17,988
	Grant Assets (Contribution)	52,25,734	8,20,845		60,46,579	2,31,581		13,12,291	7,23,027
	Chemistry	13,09,111	38,340		13,47,451	33,225		1,88,278	1,83,163
	Physics	8,26,032			8,26,032	38,113		2,15,976	2,54,089
	Mathematics	98,000			98,000	928		5,257	6,185
	Civil	65,20,133	68,382		65,88,515	2,28,036		12,92,202	14,51,856
	Civil-Grant asset	2,34,214			2,34,214	14,628		82,892	97,520
	Biotechnology	1,18,63,496	7,35,082		1,25,98,578	5,35,071		30,32,066	28,32,055
	Biotechnology-Grant asset	25,42,459			25,42,459	2,45,322		13,90,158	16,35,480
	INFORMATION SCIENCE	67,555	68,382		1,35,937	17,579		99,612	48,809
	<b>Electrical &amp; Electronics</b>								
	Own Assets	2,10,86,149	5,49,741		2,10,86,149	3,49,404		19,79,956	23,29,360
	Grant Assets (Contribution)	14,24,005			19,73,746	1,16,676		6,61,161	2,28,096
	Electrical - Grant	5,53,874			5,53,874	34,238		1,94,018	2,28,256
	Computer Science-Own	6,49,90,472	55,60,305		7,05,50,777	34,47,010		22,98,007	1,84,712
	Computer Science-Grant	29,98,570			29,98,570	9,984		6,656	16,640
	MBA	2,75,535	68,382		3,43,917	17,391		98,552	47,561
	MCA	1,70,602	68,382		2,38,984	1,32,153		90,806	38,449
	Telecommunication	20,53,938	68,382		21,22,320	16,025		13,14,811	14,78,454
	Telecommunication-Grant asset	1,85,091			1,85,091	8,900		50,436	59,336
	General	5,89,494			5,89,494	32,887		1,86,361	2,19,248
10	<b>Library Equipments</b>								
	Grant Assets	11,45,625			11,45,625	23,222		1,31,594	1,54,816
	Own Assets	1,69,449			1,69,449	2,522		14,290	16,812
11	Campus Net Working	29,01,058			29,01,058	90,574		3,62,294	4,52,868
12	Furniture & Fixtures - Own	4,19,72,025	3,86,145		4,23,58,170	15,74,439		89,21,818	1,01,10,112
13	Furniture & Fixtures - Grant	1,31,099			1,31,099	3,551		20,125	23,676
14	Computers and Accessories-M-tech	1,56,26,247			1,56,26,247	23,72,240		15,81,494	39,53,734
15	Furniture and Fixtures-M-tech	2,26,576			2,26,576	4,998		25,491	29,989
16	Sports Equipments	10,03,011			10,03,011	80,992		3,23,968	4,04,960
17	Sports Equipments-grant assets	4,02,990			4,02,990	1,124		4,495	5,619
18	Office Equipments	1,84,11,081	46,01,844		2,30,12,925	14,14,375		80,14,794	48,27,325
19	Office Equipments-Grant Asset	1,97,650			1,97,650	25,200		1,42,802	1,68,000
	<b>Generator</b>								
	Own Assets	18,51,579			18,51,579	11,208		17,88,064	74,723
	Grant Assets (Contribution)	1,06,500			1,06,500	447		1,03,964	2,983
	<b>CARRIED FORWARD</b>	<b>63,25,70,059</b>	<b>1,38,76,654</b>		<b>64,64,46,713</b>	<b>1,89,82,887</b>		<b>26,76,69,962</b>	<b>27,27,76,195</b>




SL NO	PARTICULARS	GROSS BLOCK				DEPRECIATION				NET BLOCK		
		AS AT 01-04-19	ADDITIONS	DELETIONS	AS AT 31-03-20	AS AT 01-04-19	ADDITIONS	DELETIONS	AS AT 31-03-20	AS AT 31-03-20	AS AT 31-03-19	
20	BROUGHT FORWARD	63,25,70,059	1,38,76,654	-	64,64,46,713	35,97,93,864	1,89,82,887	-	37,87,76,751	26,76,69,962	27,27,76,195	
	Grant Assets	11,750			11,750	11,731	11		11,742	8	19	
	Printer	53,000			53,000	52,913	52		52,965	35	87	
21	Software MBA											
	Vehicles											
	Motor Van											
	Bus	3,02,07,991			3,02,07,991	1,88,37,579	22,74,082		2,11,11,661	90,96,330	1,13,70,412	
	Service Station Equipment	47,840			47,840	47,371	94		47,465	375	469	
	Tractor											
	Swaraj Mazda	10,45,600			10,45,600	9,33,330	22,454		9,55,784	89,816	1,12,270	
	Bi-cycle	9,166			9,166	8,645	104		8,749	417	521	
	Bi-cycle	16,600			16,600	16,165	87		16,252	348	435	
	Temp Traveller											
	TATA Indica											
	Genio DC vehicle	5,27,524			5,27,524	4,16,894	22,126		4,39,020	88,504	1,10,630	
	Bolero Jeep	7,63,280			7,63,280	6,03,209	32,014		6,35,223	1,28,057	1,60,071	
	Mahindra Jeep	4,90,292			4,90,292	4,73,042	3,450		4,76,492	13,800	17,250	
	Swift Cars	37,16,465			37,16,465	16,77,555	4,07,782		20,85,337	16,31,128	20,38,910	
22	Horticulture Equipments	10,72,135			10,72,135	8,31,820	36,047		8,67,867	2,04,268	2,40,315	
23	Internal Partition	20,94,146			20,94,146	20,01,254	18,578		20,19,832	74,314	92,892	
		67,26,25,848	1,38,76,654	-	68,65,02,502	38,57,05,372	2,17,99,768	-	40,75,05,140	27,89,97,362	28,69,20,476	

  
PRESIDENT

Bangalore  
Dated: 28-12-2020

  
SECRETARY

  
TREASURER

For RAO ASSOCIATES  
CHARTERED ACCOUNTANTS  
  
(G.SUDHINDRA)  
Mem. No. 026171  
PARTNER



**SIR M VISVESVARAYA INSTITUTE OF TECHNOLOGY (ENGG COURSE) , BENGALURU**  
**BALANCE SHEET AS AT 31ST MARCH 2021**

Particulars	Sch No.	CURRENT YEAR		PREVIOUS YEAR	
		Amount (INR)	Amount (INR)	Amount (INR)	Amount (INR)
<b>I. LIABILITIES</b>					
<b>FUNDS</b>					
Other Funds	A	9,25,51,895		9,05,80,515	
Balance in Income & Expenditure Account	B	1,14,83,78,844	1,24,09,30,739	1,03,13,22,708	1,12,19,03,223
<b>OTHER LIABILITIES</b>					
Refundable Deposits to Students	C	-		23,83,388	
Staff and Other Collections		17,54,363		18,07,613	
Others	D	67,00,523	84,54,886	94,46,521	1,36,37,522
<b>INTER-UNIT BRANCH ACCOUNTS</b>			(93,18,50,927)		(81,52,25,777)
<b>TOTAL</b>			<b>31,75,34,698</b>		<b>32,03,14,968</b>
<b>II. ASSETS</b>					
<b>FIXED ASSETS</b>					
Gross Block	E	69,35,74,953		68,65,02,502	
Less: Depreciation		42,59,93,133		40,75,05,140	
Net Block		26,75,81,820		27,89,97,362	
Capital Work In Progress	F	-	26,75,81,820	18,48,347	28,08,45,709
<b>CURRENT ASSETS, LOANS AND ADVANCES</b>					
Advance for Material/Equipment Purchase	G	5,63,083		5,11,092	
Staff and Other Advances		5,37,216		63,87,719	
Deposits	H	31,74,820		31,74,820	
Stock of Library Books	I	18,55,854		21,51,265	
Income Tax Paid		1,74,320	63,05,292	1,77,631	1,24,02,527
<b>Cash and Bank Balances:</b>					
Cash and Cheques/Drafts on Hand		81,781		2,885	
Cash at Bank	J	4,35,65,805	4,36,47,586	2,70,63,847	2,70,66,732
<b>TOTAL</b>			<b>31,75,34,698</b>		<b>32,03,14,968</b>
Significant Accounting Policies and Notes on account					
	O				


For SIR M VISVESVARAYA INSTITUTE OF TECHNOLOGY (ENGG COURSE)

  
**A.C. CHANDRASHEKAR RAJU**  
 (Hon. PRESIDENT)

  
**K. SYAMA RAJU**  
 (Hon. SECRETARY)

Subject to Our Report of Even Date  
**FOR RAO ASSOCIATES**  
**CHARTERED ACCOUNTANTS**  
 Firm Reg No.003080S

  
**M. VENKATARAMANA RAJU**  
 (Hon. TREASURER)

  
**(G.SUDHINDRA)**  
 Mem. No. 026171  
 PARTNER



PLACE Bangalore  
 DATE: 06-01-2022



**SIR M VISVESVARAYA INSTITUTE OF TECHNOLOGY (ENGG COURSE) , BENGALURU**  
**INCOME AND EXPENDITURE ACCOUNT FOR THE YEAR ENDED 31ST MARCH 2021**

Particulars	Sch. No.	CURRENT YEAR (INR)	PREVIOUS YEAR (INR)
<b>I. INCOME:</b>			
Tuition Fees & other Collections from Students		32,54,61,433	34,95,19,121
Interest on Bank Deposits		17,75,311	23,01,937
Other Income	K	47,57,366	52,74,884
Depreciation on Grant Assets recouped out of Grants received		11,80,792	8,41,917
<b>TOTAL (a)</b>		<b>33,31,74,902</b>	<b>35,79,37,858</b>
<b>II. EXPENDITURE:</b>			
Employee Remuneration & Benefits	L	13,89,73,113	14,81,61,223
Institution Running and Maintenance Exp.	M	5,81,49,653	7,10,46,126
Provision for Loss in Value of Books	I	4,63,963	5,37,816
Depreciation	E	1,84,87,993	2,17,99,768
<b>TOTAL (b)</b>		<b>21,60,74,722</b>	<b>24,15,44,933</b>
<b>Net Excess of Income over Expenditure for the year Transferred (a) - (b) carried over to Balance Sheet</b>		<b>11,71,00,180</b>	<b>11,63,92,925</b>
Significant Accounting Policies and Notes on Accounts	O		


**For SIR M VISVESVARAYA INSTITUTE OF TECHNOLOGY (ENGG COURSE)**

  
**A.C. CHANDRASHEKAR RAJU**  
**(Hon. PRESIDENT)**

  
**K. SYAMA RAJU**  
**(Hon. SECRETARY)**

**Subject to Our Report of Even Date**  
**for RAO ASSOCIATES**  
**CHARTERED ACCOUNTANTS**  
**Firm Reg No.003080S**

  
**M. VENKATARAMANA RAJU**  
**(Hon. TREASURER)**

  
**(G.SUDHINDRA)**  
**Mem. No. 026171**  
**PARTNER**



**PLACE: Bangalore**  
**DATE: 06-01-2022**

**SIR M VISVESVARAYA INSTITUTE OF TECHNOLOGY (ENGG COURSE) , BENGALURU**  
**SCHEDULES FORMING PART OF BALANCE SHEET 31ST MARCH 2021**

Particulars	Sch. No.	CURRENT YEAR (INR)	PREVIOUS YEAR (INR)
<b>Other Funds:</b>	<b>A</b>		
<b>Development Fund</b>			
Balance as on 01-04-2020		8,57,92,638	8,57,92,638
Add: Collections during the year		-	-
<b>(A)</b>		<b>8,57,92,638</b>	<b>8,57,92,638</b>
<b>Capital Grant Account</b>			
Balance as on 01-04-2020		2,00,32,372	1,88,66,932
Add: Receipts during the year		31,52,172	11,65,440
<b>(a)</b>		<b>2,31,84,544</b>	<b>2,00,32,372</b>
<b>Less: Depreciation on Grant Assets</b>			
Balance as on 01-04-2020		1,52,44,495	1,44,02,578
Depreciation recouped during the year		11,80,792	8,41,917
<b>(b)</b>		<b>1,64,25,287</b>	<b>1,52,44,495</b>
<b>(B)=(a)-(b)</b>		<b>67,59,257</b>	<b>47,87,877</b>
<b>Total Other Funds { A + B }</b>		<b>9,25,51,895</b>	<b>9,05,80,515</b>
<b>Income and Expenditure Account</b>	<b>B</b>		
Balance as on 01-04-2020		1,03,13,22,708	91,49,29,783
Add: Excess of Income over Expenditure for the year transferred from Income and Exp. Account		11,70,56,135	11,63,92,925
<b>Balance Carried to Balance Sheet</b>		<b>1,14,83,78,844</b>	<b>1,03,13,22,708</b>
<b>Refundable Deposits to Students:</b>	<b>C</b>		
Caution, Lab and Library Deposit		-	49,959
Transport Deposits		-	23,33,429
<b>TOTAL</b>		<b>-</b>	<b>23,83,388</b>
<b>Details for Other Liabilities:</b>	<b>D</b>		
EMD/Security Deposits - Contractors		-	3,46,342
Bank Loan-Pending disbursement students		8,18,521	1,87,955
Unutilised Grants		34,43,400	38,48,151
Scholarship Payable		8,14,954	40,98,780
Examination Fee Payable to University		-	(12,19,421)
Duties and Taxes (Including TDS Liability)		6,70,903	6,69,844
Sundry Creditors		1,27,590	1,23,423
Others		8,25,155	12,30,586
Payable at School of Arch. (Including un utilised Grants)		-	1,60,860
<b>TOTAL</b>		<b>67,00,523</b>	<b>94,46,521</b>
<b>Details of Capital work in progress:</b>	<b>F</b>		
Building under construction			
<b>Advance for Capital Expenditure</b>			
G N WEBSOFT ENTERPRISES		-	2,83,200
Sri Lakshmi Venkateswara		-	13,00,000
Remi Sales and Engineers Ltd		-	20,390
Shell Eco Marathon		-	2,44,757
<b>TOTAL</b>		<b>-</b>	<b>18,48,347</b>

**SIR M VISVESVARAYA INSTITUTE OF TECHNOLOGY (ENGG COURSE) , BENGALURU**  
**SCHEDULES FORMING PART OF BALANCE SHEET 31ST MARCH 2021**

Particulars	Sch. No.	CURRENT YEAR (INR)	PREVIOUS YEAR (INR)
<b><u>Advances for Expenditure</u></b>	<b>G</b>		
Advanced Electronic Systems		-	4,335
Just Dial Limited		-	26,260
Surround Netwroks Pvt Ltd		-	2,00,000
Indico Copier Services			4,500
Indian Oil Corporation Limited		2,74,185	2,36,422
Eco Care Solutuions		22,575	22,575
Sri Om Shakthi Security & Allaied Service		-	1,000
TRANS DIESEL ENGINEERS PVT LTD		-	16,000
SCHINDLER INDIA PVT.LTD		1,97,588	-
Geneva Power Solutions		68,735	-
<b>TOTAL</b>		<b>5,63,083</b>	<b>5,11,092</b>
<b><u>Schedule of Deposits:</u></b>	<b>H</b>		
BMOCC		30,000	30,000
Electricity Deposit		31,44,820	31,44,820
<b>TOTAL</b>		<b>31,74,820</b>	<b>31,74,820</b>
<b><u>Stock of Library Books:</u></b>	<b>I</b>		
Balance as on 01-04-2020		1,77,36,037	1,70,36,046
Add: Purchased during the year		1,68,552	6,99,991
Total (a)		1,79,04,589	1,77,36,037
<b><u>Less: Provision towards Loss in value of Books</u></b>			
Balance as on 01-04-2020		1,55,84,772	1,50,46,956
Add: Provision for the year-20%		4,63,963	5,37,816
Total (b)		1,60,48,735	1,55,84,772
<b>Net Value (a) - (b)</b>		<b>18,55,854</b>	<b>21,51,265</b>
<b><u>Schedule for Cash at Bank:</u></b>	<b>J</b>		
Balance in Savings and Current Account		3,97,15,980	2,70,63,847
Cheque in Transit		38,49,825	-
<b>TOTAL</b>		<b>4,35,65,805</b>	<b>2,70,63,847</b>

SPACE INTENTIONALLY LEFT BLANK





**SIR M VISVESVARAYA INSTITUTE OF TECHNOLOGY (ENGG COURSE) , BENGALURU**  
**SCHEDULES FORMING PART OF INCOME AND EXPENDITURE ACCOUNT FOR THE YEAR**  
**ENDED 31ST MARCH 2021**

Particulars	Sch. No.	CURRENT YEAR (INR)	PREVIOUS YEAR (INR)
<b>OTHER INCOME</b>	K		
Rental Income from Staff Quarters		29,59,251	32,20,891
Transport Charges Collected From Staff		11,76,800	13,52,760
Other Miscellaneous receipts		6,21,315	7,01,233
<b>TOTAL</b>		<b>47,57,366</b>	<b>52,74,884</b>
<b>Employee Remuneration &amp; Benefits</b>	L		
Salary to Staff		13,20,49,951	13,79,10,184
Contribution to Provident Fund		46,04,399	53,28,921
Contribution to ESI		6,06,107	3,40,593
Gratuity		14,81,424	35,81,933
Staff Welfare (Including Medical Exp)		2,31,232	9,99,592
<b>TOTAL</b>		<b>13,89,73,113</b>	<b>14,81,61,223</b>
<b>Institution Running and Maintenance Expenses</b>	M		
Repairs and Maintenance		77,91,432	98,44,236
Vehicle Maintenance		43,19,960	76,77,017
Inspection / Examination Expenses		3,90,095	8,86,913
Power and Water Charges		1,18,34,973	1,95,05,064
<b>Lab Consumables</b>			
Engineering College		1,22,406	9,69,221
Sports Expenses		67,424	3,17,967
Security Charges		59,54,106	53,23,465
Equipment Insurance		9,99,137	8,18,251
University and Affiliation Fees		1,28,34,198	54,78,399
Magazines and Journals		22,345	1,10,927
Horticultural Expenses		2,92,555	2,80,020
Educational Expenses		2,15,756	23,47,456
Cultural Expenses		18,46,910	44,42,294
Printing and Stationery		16,48,588	18,34,379
Postage & Telephone (including internet)		14,17,928	13,31,034
Legal and Professional Charges		12,10,947	9,00,103
<b>Audit Fee and Certification Charges (including</b>			
Payment to Statutory Auditors		2,80,448	2,85,751
Others - Pre Audit and Review		5,25,915	3,08,971
Travelling and Conveyance		1,26,159	4,82,717
Newspaper Notification Expenses		35,55,487	53,52,664
Land Tax		36,327	2,05,786
Rent		14,86,800	14,86,800
COMED - K and other Membership Fee		2,14,952	3,89,121
Others		9,54,804	4,67,571
<b>TOTAL</b>		<b>5,81,49,653</b>	<b>7,10,46,126</b>



**SIR M VISVESVARAYA INSTITUTE OF TECHNOLOGY (ENGG COURSE), BENGALURU**  
**SCHEDULE OF FIXED ASSETS AS AT 31ST MARCH 2021**

**SCHEDULE : E**

SL NO	PARTICULARS	GROSS BLOCK		DEPRECIATION		NET BLOCK					
		AS AT 01-04-2020	ADDITIONS	DELETIONS	AS AT 31-03-2021	AS AT 01-04-2020	ADDITIONS	DELETIONS	AS AT 31-03-2021	AS AT 31-03-2020	
1	Land	16,52,11,065			16,52,11,065			16,52,11,065	16,52,11,065		
2	Buildings	23,68,55,359			23,68,55,359			5,85,22,176	6,50,33,861		
3	Borewell	3,88,345			3,88,345			1,16,525	1,29,472		
4	Electrical Installation	28,75,834			28,75,834			6,75,349	7,50,388		
5	Indoor stadium - Own	23,33,935			23,33,935			22,99,879	34,056	42,570	
6	Indoor stadium - Grant	20,00,000			20,00,000			19,70,817	29,183	36,479	
7	Street light fittings	6,00,909			6,00,909			5,92,991	7,918	9,898	
8	Construction Equipments	1,19,155			1,19,155			1,18,175	980	1,153	
9	<b>Laboratory Equipment</b>										
	<b>Mechanical</b>										
	Own Assets	1,58,68,547			1,58,68,547			3,51,955	1,38,74,137	23,46,365	
	Grant Assets (Contribution)	60,46,579			60,46,579			1,96,844	49,31,132	13,12,291	
	Chemistry	13,47,451			13,47,451			28,242	11,87,415	1,88,278	
	Physics	8,26,032			8,26,032			32,396	6,42,452	2,15,976	
	Mathematics	98,000			98,000			789	93,532	5,257	
	Civil	65,88,515			65,88,515			1,93,830	54,90,144	10,98,372	
	Civil-Grant asset	2,34,214			2,34,214			12,434	1,63,756	82,892	
	Biotechnology	1,25,98,578	54,280		1,26,52,858			4,62,952	1,00,29,464	30,32,066	
	Biotechnology-Grant asset	25,42,459	31,46,140		56,88,599			6,80,445	18,32,746	13,90,158	
	<b>INFORMATION SCIENCE</b>										
	<b>Electrical &amp; Electronics</b>										
	Own Assets	2,10,86,149	1,32,750		2,12,18,899			3,16,906	1,94,23,099	17,95,800	
	Grant Assets (Contribution)	19,73,746			19,73,746			99,174	14,11,759	5,61,987	
	Electrical - Grant	5,53,874			5,53,874			29,103	3,88,959	1,94,018	
	Computer Science-Own	7,05,50,777	28,88,775		7,34,39,552			31,12,069	7,13,64,839	22,98,007	
	Computer Science-Grant	29,98,570			29,98,570			3,994	29,95,908	6,656	
	MBA	3,43,917			3,43,917			14,783	2,60,148	98,552	
	MCA	2,38,984			2,38,984			13,621	1,61,799	77,185	
	Telecommunication	21,22,320			21,22,320			1,97,222	10,04,731	13,14,911	
	Telecommunication-Grant asset	1,85,091			1,85,091			7,565	1,42,220	50,436	
	General	5,89,494			5,89,494			27,954	4,31,087	1,86,361	
10	<b>Library Equipments</b>										
	Grant Assets	11,45,625			11,45,625			19,739	10,33,770	1,31,594	
	Own Assets	1,69,449			1,69,449			2,144	1,57,303	14,290	
11	Campus Net Working	29,01,058			29,54,778			83,203	26,21,967	3,62,294	
12	Furniture & Fixtures - Own	4,23,58,170	53,720		4,23,58,170			13,38,273	3,47,74,625	89,21,818	
13	Furniture & Fixtures - Grant	1,31,099			1,31,099			3,019	1,13,993	20,125	
14	Computers and Accessories-M-tech	1,56,26,247			1,56,26,247			9,48,896	1,49,93,649	15,81,494	
15	Furniture and Fixtures-M-tech	2,26,576			2,26,576			3,824	2,04,909	25,491	
16	Sports Equipments	10,03,011			10,03,011			64,794	7,43,837	3,23,968	
17	Sports Equipments-grant assets	4,02,990			4,02,990			899	3,99,394	4,495	
18	Office Equipments	2,30,12,925	7,96,786		2,38,09,711			13,21,737	1,63,19,868	80,14,794	
	Office Equipments-Grant Asset	1,97,650			1,97,650			21,420	76,268	1,42,802	
	<b>CARRIED FORWARD</b>	<b>64,44,88,634</b>	<b>70,72,451</b>	<b>-</b>	<b>65,15,61,085</b>	<b>37,68,84,723</b>	<b>1,62,22,802</b>	<b>-</b>	<b>39,31,07,525</b>	<b>25,84,53,560</b>	<b>26,76,03,911</b>

**SIR M VISVESVARAYA INSTITUTE OF TECHNOLOGY (ENGG COURSE) , BENGALURU**

**BALANCE SHEET AS AT 31ST MARCH 2022**


Particulars	Sch No.	CURRENT REPORTING PERIOD		PREVIOUS REPORTING PERIOD	
		Amount (INR)	Amount (INR)	Amount (INR)	Amount (INR)
<b>LIABILITIES</b>					
<b>FUNDS</b>					
Other Funds	A	9,11,87,846		9,25,51,895	
Balance in Income & Expenditure Account	B	1,27,94,70,200	1,37,06,58,046	1,14,83,78,844	1,24,09,30,739
<b>OTHER LIABILITIES</b>					
Refundable Deposits To Students	C	-		-	
Staff And Other Collections		17,47,019		17,54,363	
Others	D	77,32,793	94,79,812	67,00,523	84,54,886
<b>INTER-UNIT BRANCH ACCOUNTS</b>			(1,05,62,70,217)		(93,18,50,927)
<b>TOTAL</b>			<b>32,38,67,642</b>		<b>31,75,34,699</b>
<b>ASSETS</b>					
<b>FIXED ASSETS</b>					
Gross Block	E	70,02,30,285		69,35,74,953	
Less: Depreciation		44,23,04,466		42,59,93,133	
Net Block		25,79,25,819		26,75,81,820	
Capital Work In Progress	F	32,03,366	26,11,29,185	-	26,75,81,820
<b>CURRENT ASSETS, LOANS AND ADVANCES</b>					
Advance Towards Purchase Of Land		-		-	
Advance For Material/Equipment Purchase	G	4,67,306		5,63,083	
Staff And Other Advances		3,92,621		5,37,217	
Deposits	H	31,74,820		31,74,820	
Stock Of Library Books	I	14,99,480		18,55,854	
Income Tax Paid		1,74,320	57,08,547	1,74,320	63,05,292
<b>Cash And Bank Balances:</b>					
Cash And Cheques/Drafts On Hand		60,531		81,781	
Bank Balances	J	5,69,69,379	5,70,29,910	4,35,65,805	4,36,47,586
<b>TOTAL</b>			<b>32,38,67,642</b>		<b>31,75,34,699</b>
Significant Accounting Policies and Notes to Accounts	O				


For SRI KRISHNADEVARAYA EDUCATIONAL TRUST

  
**A.C. CHANDRASHEKAR RAJU**  
 (Hon. PRESIDENT)

  
**K. SYAMA RAJU**  
 (Hon. SECRETARY)

Subject to Our Report of Even Date  
 FOR RAO ASSOCIATES  
 CHARTERED ACCOUNTANTS  
 Firm Reg No.003080S

  
**M. VENKATARAMANA RAJU**  
 (Hon. TREASURER)

  
**(G.SUDHINDRA)**  
 Mem. No. 026171  
 PARTNER



PLACE: Bangalore  
 DATE: 29-09-2022




**SIR M VISVESVARAYA INSTITUTE OF TECHNOLOGY (ENGG COURSE), BENGALURU  
INCOME AND EXPENDITURE ACCOUNT FOR THE YEAR ENDED 31ST MARCH 2022**

Particulars	Sch. No.	CURRENT REPORTING PERIOD (INR)	PREVIOUS REPORTING PERIOD (INR)
<b>I. INCOME:</b>			
Tuition Fees & Other Collections From Students	K	33,12,99,534	32,54,61,433
Interest On Bank Deposits		19,53,161	17,75,311
Other Income		58,57,923	47,57,366
Depreciation on Grant Assets recouped out of Grants received		13,64,049	11,80,792
<b>TOTAL (a)</b>		<b>34,04,74,667</b>	<b>33,31,74,902</b>
<b>II. EXPENDITURE:</b>			
Employee Remuneration & Benefits	L	13,57,87,281	13,89,73,113
Institution Running And Maintenance Exp.	M	5,69,09,827	5,81,49,653
Provision for Loss in Value of Books		3,74,870	4,63,963
Depreciation and Amortisation	N	1,63,11,333	1,84,87,993
<b>TOTAL (b)</b>		<b>20,93,83,311</b>	<b>21,60,74,722</b>
<b>Net Excess Of Income Over Expenditure For The Year Transferred (a) - (b) Carried Over To Balance Sheet</b>		<b>13,10,91,356</b>	<b>11,71,00,180</b>
Significant Accounting Policies and Notes to Accounts	O		

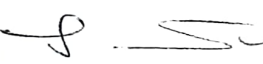
For SRI KRISHNADEVARAYA EDUCATIONAL TRUST

  
A.C. CHANDRASHEKAR RAJU  
(Hon. PRESIDENT)

  
K. SYAMA RAJU  
(Hon. SECRETARY)

Subject to Our Report of Even Date  
for RAO ASSOCIATES  
CHARTERED ACCOUNTANTS  
Firm Reg No.003080S

  
M. VENKATARAMANA RAJU  
(Hon. TREASURER)

  
(G.SUDHINDRA)  
Mem. No. 026171  
PARTNER



PLACE: Banaglore  
DATE: 29-9-2022

SIR M VISVESVARAYA INSTITUTE OF TECHNOLOGY (ENGG COURSE) , BENGALURU  
SCHEDULES FORMING PART OF BALANCE SHEET 31ST MARCH 2022

Particulars	Sch. No.	CURRENT YEAR (INR)	PREVIOUS YEAR (INR)
<b>Other Funds:</b>	<b>A</b>		
<b>Development Fund</b>			
Balance as on 01-04-2021		8,57,92,638	8,57,92,638
Add: Collections during the year		-	-
(A)		8,57,92,638	8,57,92,638
<b>Capital Grant Account</b>			
Balance as on 01-04-2021		2,31,84,544	2,00,32,372
Add: Receipts during the year		-	31,52,172
(a)		2,31,84,544	2,31,84,544
<b>Less: Depreciation on Grant Assets</b>			
Balance as on 01-04-2021		1,64,25,287	1,52,44,495
Depreciation recouped during the year		13,64,049	11,80,792
(b)		1,77,89,336	1,64,25,287
(B)=(a)-(b)		53,95,208	67,59,257
<b>Total Other Funds { A + B }</b>		<b>9,11,87,846</b>	<b>9,25,51,895</b>
<b>Income and Expenditure Account</b>	<b>B</b>		
Balance as on 01-04-2021		1,14,83,78,844	1,03,13,22,708
Add: Excess of Income over Expenditure for the year transferred from Income and Exp. Account		13,10,91,356	11,70,56,135
<b>Balance Carried to Balance Sheet</b>		<b>1,27,94,70,200</b>	<b>1,14,83,78,844</b>
<b>Details for Other Liabilities:</b>	<b>D</b>		
Bank Loan - Pending Disbursement To Students		27,79,185	8,18,521
Unutilised Grants		32,79,960	34,43,400
Scholarship Payable		1,02,940	8,14,954
Examination Fee Payable To University		44,146	-
Duties And Taxes (Including Tds Liability)		4,08,679	6,70,903
Sundry Creditors		1,71,340	1,27,590
Sundry Creditors for Capital expenditure		1,02,075	-
Others		8,44,467	8,25,155
<b>TOTAL</b>		<b>77,32,793</b>	<b>67,00,523</b>
<b>Details of Capital work in progress:</b>	<b>F</b>		
<b>Advance For Capital Expenditure</b>			
Powerica Ltd		26,41,121	-
Test Craft		62,245	-
Saad Telecom		5,00,000	-
<b>TOTAL</b>		<b>32,03,366</b>	<b>-</b>
<b>Advances for Expenditure</b>	<b>G</b>		
Indian Oil Corporation Limited		4,44,731	2,74,185
Eco Care Solutions		22,575	22,575
SCHINDLER INDIA PVT.LTD		-	1,97,588
Geneva Power Solutions		-	68,735
<b>TOTAL</b>		<b>4,67,306</b>	<b>5,63,083</b>
<b>Schedule of Deposits:</b>	<b>H</b>		
BMOCC		30,000	30,000
Electricity Deposit		31,44,820	31,44,820
<b>TOTAL</b>		<b>31,74,820</b>	<b>31,74,820</b>
<b>Stock of Library Books:</b>	<b>I</b>		
Balance as on 01-04-2021		1,79,04,589	1,77,36,037
Add: Purchased during the year		18,497	1,68,552
Total (a)		1,79,23,086	1,79,04,589
<b>Less: Provision towards Loss in value of Books</b>			
Balance as on 01-04-2021		1,60,48,735	1,55,84,772
Add: Provision for the year-20%		3,74,870	4,63,963
Total (b)		1,64,23,606	1,60,48,735
Net Value (a) - (b)		<b>14,99,480</b>	<b>18,55,854</b>
<b>Schedule for Bank Balances</b>	<b>J</b>		
Balance in Savings and Current Account		5,62,22,825	3,97,15,980
Cheque in Transit		7,46,554	38,49,825
<b>TOTAL</b>		<b>5,69,69,379</b>	<b>4,35,65,805</b>



<b>SIR M VISVESVARAYA INSTITUTE OF TECHNOLOGY (ENGG COURSE) . BENGALURU</b>			
<b>SCHEDULES FORMING PART OF INCOME AND EXPENDITURE ACCOUNT FOR THE YEAR</b>			
<b>ENDED 31ST MARCH 2022</b>			
Particulars	Sch. No.	CURRENT YEAR (INR)	PREVIOUS YEAR (INR)
<b><u>OTHER INCOME</u></b>			
Others	K	58,57,923	47,57,366
<b>TOTAL</b>		<b>58,57,923</b>	<b>47,57,366</b>
<b><u>Employee Remuneration &amp; Benefits</u></b>			
Salary to Staff	L	12,82,45,081	13,20,49,951
Contribution to Provident Fund		44,66,434	46,04,399
Contribution to ESI		2,44,851	6,06,107
Gratuity		21,08,437	14,81,424
Staff Welfare (Including Medical Exp)		7,22,477	2,31,232
<b>TOTAL</b>		<b>13,57,87,281</b>	<b>13,89,73,113</b>
<b><u>Institution Running and Maintenance Expenses</u></b>			
Repairs and Maintenance	M	89,89,754	77,91,432
Vehicle Maintenance		60,24,314	43,19,960
Inspection / Examination Expenses		4,32,947	3,90,095
Power and Water Charges		1,34,27,155	1,18,34,973
<b><u>Lab Consumables</u></b>			
Engineering College		2,76,278	1,22,406
Sports Expenses		85,078	67,424
Security Charges		53,93,128	59,54,106
Equipment Insurance		8,61,358	9,99,137
University and Affiliation Fees		90,00,291	1,28,34,198
Magazines and Journals		29,189	22,345
Horticultural Expenses		3,08,785	2,92,555
Educational Expenses		7,34,320	2,15,756
Cultural Expenses		98,358	18,46,910
Printing and Stationery		9,52,752	16,48,588
Postage & Telephone (including internet)		18,26,189	14,17,928
Legal and Professional Charges		3,27,547	12,10,947
<b><u>Audit Fee and Certification Charges (including GST)</u></b>			
Payment to Statutory Auditors		2,75,508	2,80,448
Others - Pre Audit and Review		4,00,732	5,25,915
Travelling and Conveyance		1,41,754	1,26,159
Newspaper Notification Expenses		53,76,555	35,55,487
Land Tax		2,500	36,327
Rent		14,86,800	14,86,800
COMED - K and other Membership Fee		1,86,632	2,14,952
Others		2,71,904	9,54,804
<b>TOTAL</b>		<b>5,69,09,827</b>	<b>5,81,49,653</b>
<b><u>AMORTISATION OF COST OF ASSETS</u></b>			
Depreciation on Fixed Assets	N	4,70,36,515	5,34,47,204
Provision in loss of value - Library Books		3,74,870	4,63,963
		4,74,11,385	5,39,11,167
Less: Depreciation on Grant Assets - absorbed out of Grants Received		(13,64,049)	(11,80,792)
		4,60,47,336	5,27,30,375





**SIR M VISVESVARAYA INSTITUTE OF TECHNOLOGY (ENGG COURSE) - BENGALURU**  
**SCHEDULE OF FIXED ASSETS AS AT 31ST MARCH 2022**

SL NO	PARTICULARS	GROSS BLOCK		DEPRECIATION		NET BLOCK			
		AS AT 01-04-2021	ADDITIONS 31-03-2022	DELETIONS	AS AT 01-04-2021	ADDITIONS 31-03-2022	DELETIONS	AS AT 31-03-2022	AS AT 31-03-2021
1	Land	16,52,11,065						16,52,11,065	16,52,11,065
2	Buildings	23,68,55,359			17,83,33,183	58,55,011		5,26,67,165	5,85,22,176
3	Borewell	3,88,345			2,71,820	11,653		1,04,872	1,16,525
4	Electrical Installation	28,75,834			22,00,485	67,535		6,07,814	6,75,349
5	Indoor stadium - Own	23,33,935			22,99,879	6,811		27,245	34,056
6	Indoor stadium - Grant	20,00,000			19,76,817	5,837		23,346	29,183
7	Street light fittings	6,00,909			5,92,991	1,584		6,334	7,918
8	Construction Equipments	1,19,155			1,18,175	147		833	980
9	<b>Laboratory Equipment</b>								
	<b>Mechanical</b>								
	Own Assets	1,58,68,547			1,38,74,137	2,99,162		16,95,248	19,94,410
	Grant Assets (Contribution)	60,46,579	5,35,000		49,31,132	2,47,567		14,02,880	11,15,447
	Chemistry	13,47,451			11,87,415	24,005		1,36,031	1,60,036
	Physics	8,26,032			6,42,452	27,537		1,56,043	1,83,580
	Mathematics	98,000			93,532	670		3,798	4,468
	Civil	65,88,515			54,90,144	1,64,756		9,33,616	10,98,372
	Civil-Grant asset	2,34,214			1,63,756	10,569		59,889	70,458
	Biotechnology	1,26,52,858			1,00,29,464	3,93,509		22,29,885	26,23,394
	Biotechnology-Grant asset	56,88,599			18,32,746	5,78,378		32,77,475	38,55,853
	<b>INFORMATION SCIENCE</b>								
	<b>Electrical &amp; Electronics</b>								
	Own Assets	2,12,18,899	70,800		1,94,23,099	2,79,990		15,86,610	17,95,800
	Grant Assets (Contribution)	19,73,746	13,30,226		14,11,759	2,83,832		16,08,381	5,61,987
	Electrical - Grant	5,53,874			3,88,959	24,737		1,40,178	1,64,915
	Computer Science-Own	29,98,570			7,13,64,839	12,44,828		8,29,885	20,74,713
	Computer Science-Grant	3,43,917			2,99,508	1,597		1,065	2,662
	MBA	2,38,984			2,60,148	12,565		71,204	83,769
	MCA	21,22,320			1,61,799	11,578		65,607	77,185
	Telecommunication	1,85,091			10,04,731	1,67,638		9,49,951	11,17,589
	Telecommunication-Grant asset	5,89,494			1,42,220	6,431		36,440	42,871
	General				4,31,087	23,761		1,34,646	1,58,407
10	<b>Library Equipments</b>								
	Grant Assets	11,45,625			10,33,770	16,778		95,077	1,11,855
	Own Assets	1,69,449			1,57,303	1,822		10,324	12,146
11	Campus Net Working	29,54,778			26,21,967	66,562		2,66,249	3,32,811
12	Furniture & Fixtures - Own	4,23,58,170	1,24,279		3,47,74,625	11,56,174		65,51,650	75,83,545
13	Furniture & Fixtures - Grant	1,31,099	64,500		1,13,993	12,241		69,365	17,106
14	Computers and Accessories-M-tech	1,56,26,247	25,49,396		1,49,93,649	19,09,196		12,72,798	6,32,598
15	Furniture and Fixtures-M-tech	2,26,576			2,04,909	3,250		18,417	21,667
16	Sports Equipments	10,03,011	15,06,875		7,43,837	3,53,210		10,97,047	2,59,174
17	Sports Equipments-grant assets	4,02,990			3,99,394	719		4,00,113	2,877
18	Office Equipments	2,38,09,711	4,32,294		1,63,19,868	11,88,320		67,33,817	74,89,843
	Office Equipments-Grant Asset	1,97,650			76,268	18,207		1,03,175	1,21,382
	<b>CARRIED FORWARD</b>	<b>65,15,61,085</b>	<b>66,13,370</b>	<b>-</b>	<b>39,31,07,525</b>	<b>1,44,90,868</b>	<b>-</b>	<b>25,05,76,062</b>	<b>25,84,53,560</b>



SL NO	PARTICULARS	GROSS BLOCK			DEPRECIATION			NET BLOCK		
		AS AT 01-04-2021	ADDITIONS	DELETIONS	AS AT 31-03-2022	ADDITIONS	DELETIONS	AS AT 31-03-2022	AS AT 31-03-2022	AS AT 31-03-2021
19	BROUGHT FORWARD	65,15,61,085	66,13,370	-	65,81,74,455	1,44,90,868	-	40,75,98,393	25,05,76,062	25,84,53,560
	<b>Generator</b>									
	Own Assets	18,51,579			18,51,579	8,098		18,05,689	45,890	53,988
	Grant Assets (Contribution)	1,06,500			1,06,500	323		1,04,667	1,833	2,156
20	<b>Grant Assets</b>									
	Printer	11,750			11,750	2		11,749	1	3
	Software MBA	53,000			53,000	8		52,994	6	14
21	<b>Vehicles</b>									
	Motor Van									
	Bus	3,02,07,991			3,02,07,991	14,55,413		2,43,86,340	58,21,651	72,77,064
	Service Station Equipment	47,840			47,840	60		47,600	240	300
	Tractor									
	Swaraj Mazda	10,45,600			10,45,600	14,371		9,88,118	57,482	71,853
	Bi-cycle	9,166			9,166	67		8,899	267	334
	Bi-cycle	16,600			16,600	56		16,378	222	278
	Temp Travellor									
	TATA Indica									
	Genio DC vehicle	5,27,524			5,27,524	14,161		4,70,882	56,642	70,803
	Bolero Jeep	7,63,280			7,63,280	20,489		6,81,323	81,957	1,02,446
	Mahindra Jeep	4,90,292			4,90,292	2,208		4,81,460	8,832	11,040
	Swift Cars	37,16,465			37,16,465	2,60,980		26,72,543	10,43,922	13,04,902
22	Horticulture Equipments	10,72,135		41,962	11,14,097	32,339		9,30,846	1,83,251	1,73,628
23	Internal Partition	20,94,146			20,94,146	11,890		20,46,585	47,561	59,451
	<b>Total</b>	<b>69,35,74,953</b>	<b>66,55,332</b>	<b>-</b>	<b>70,02,30,285</b>	<b>1,63,11,333</b>	<b>-</b>	<b>44,23,04,466</b>	<b>25,79,25,819</b>	<b>26,75,81,820</b>

A.C. CHANDRASHEKAR RAJU  
(Hon. PRESIDENT)

K. SYAMA RAJU  
(Hon. SECRETARY)

M. VENKATARAMANA RAJU  
(Hon. TREASURER)

For RAO ASSOCIATES  
CHARTERED ACCOUNTANTS

Place: Bangalore  
Dated: 29-09-2022



(G.SUDHINDRA)  
Mem. No. 026171  
PARTNER