

4.4.1.1. Expenditure incurred on maintenance of infrastructure (physical facilities and academic support facilities) excluding salary component year wise during the last five years (INR in lakhs)


Index


Audited Income and Expenditure statement from balance sheet


Sl. No.	Description	Page No.
1	FY 2018-19	2
2	FY 2019-20	9
3	FY 2020-21	19
4	FY 2021-22	26
5	FY 2022-23	Provisional

SIR M VISVESVARAYA INSTITUTE OF TECHNOLOGY (ENGG COURSE)					
BALANCE SHEET AS AT 31ST MARCH 2019					
	Sch	CURRENT YEAR		PREVIOUS YEAR	
I. LIABILITIES	No.	Rs.	Rs.	Rs.	Rs.
FUNDS					
Other Funds	A	9,02,56,992		9,02,39,993	
Balance in Income & Expenditure Account	B	91,49,29,783	1,00,51,86,775	79,49,43,997	88,51,83,990
OTHER LIABILITIES					
Refundable Deposits to Students	C	23,83,388		41,12,388	
Staff and Other Collections		19,71,008		19,82,545	
Others	D	2,75,24,673	3,18,79,069	2,11,19,212	* 2,72,14,145
INTER-UNIT BRANCH ACCOUNTS			(70,35,08,350)		(56,86,39,151)
Total of Liabilities			33,35,57,494		34,37,58,985
II. ASSETS					
FIXED ASSETS					
Gross Block	E	67,26,25,848		66,42,89,213	
Less: Depreciation		38,57,05,372		36,79,12,584	
Net Block		28,69,20,476		29,63,76,629	
Capital Work In Progress	F	15,44,757	28,84,65,233	-	29,63,76,629
CURRENT ASSETS, LOANS AND ADVANCES					
Advance towards Purchase of Land		-			
Advance for Material/Equipment Purchase	G	61,705		1,13,680	
Staff and Other Advances		99,65,639		75,75,366	
Deposits	H	29,32,590		25,55,530	
Stock of Library Books	I	19,89,090		21,63,328	
Income Tax Paid		1,74,620	1,51,23,644	6,768	1,24,14,672
Cash and Bank Balances:					
Cash and Cheques/Drafts on Hand		2,884		2,885	
Cash at Bank	J	2,99,65,733	2,99,68,617	3,49,64,799	3,49,67,684
Total of Assets			33,35,57,494		34,37,58,985


For SRI KRISHNADEVARAYA EDUCATIONAL TRUST



A.C. CHANDRASHEKAR RAJU
Hon'PRESIDENT


K. SYAMA RAJU
Hon'SECRETARY







M. VENKATARAMANA RAJU
Hon'TREASURER

Subject to Our Report of Even Date
FOR RAO ASSOCIATES
CHARTERED ACCOUNTANTS
Firm Reg No.003080S



(G.SUDHINDRA)
Mem. No. 026171
Partner.



PLACE: BENGALURU
DATE: 23/09/2019

SIR M VISVESVARAYA INSTITUTE OF TECHNOLOGY (ENGG COURSE)			
INCOME AND EXPENDITURE ACCOUNT FOR THE YEAR ENDED 31ST MARCH 2019			
Particulars	SCH. NO.	CURRENT YEAR (Rs.)	PREVIOUS YEAR (Rs.)
I. INCOME:			
Tuition Fees & other Collections from Students	K	35,45,85,260	33,93,31,687
Interest on Bank Deposits		22,85,994	17,00,846
Other Income		40,46,806	45,88,925
Depreciation on Grant Assets recouped out of Grants received		8,03,961	8,47,856
Total (a)		36,17,22,021	34,64,69,314
II. EXPENDITURE:			
Employee Remuneration & Benefits	L	14,77,01,426	14,80,51,955
Institution Running and Maintenance Exp.	M	7,13,44,168	6,81,52,305
Provision for Loss in Value of Books	I	4,97,273	5,40,832
Depreciation	E	2,21,93,368	2,19,73,622
Total (b)		24,17,36,235	23,87,18,714
Net Excess of Income over Expenditure for the year		11,99,85,787	10,77,50,600
Transferred (a) - (b) carried over to Balance Sheet			
Significant Accounting Policies and Notes on Accounts	0		
For SRI KRISHNADEVARAYA EDUCATIONAL TRUST			
<div style="display: flex; justify-content: space-around; align-items: flex-end;"> <div style="text-align: center;">  A.C. CHANDRASHEKAR RAJU Hon'PRESIDENT </div> <div style="text-align: center;">  K. SYAMA RAJU Hon'SECRETARY </div> <div style="text-align: center;">  M.VENKATARAMANA RAJU Hon'TREASURER </div> </div>			
Subject to Our Report of Even Date for RAO ASSOCIATES CHARTERED ACCOUNTANTS Firm Reg No.003080S			
 (G.SUDHINDRA) Mem. No. 026171 Partner.		<div style="display: flex; align-items: center;">  <div> PLACE: BENGALURU DATE: 23/09/2019 </div> </div>	

SIR M VISVESVARAYA INSTITUTE OF TECHNOLOGY (ENGG COURSE)				
SCHEDULES FORMING PART OF BALANCE SHEET 31ST MARCH 2019				
	Particulars	Schedule No	Current Year Rs.	Previous Year Rs.
	<u>a. Development Fund</u>	A		
	Balance as on 01-04-2018		8,57,92,638	8,57,92,638
	Add: Collections during the year		-	-
			8,57,92,638	8,57,92,638
	<u>b. Capital Grant Account</u>			
	Balance as on 01-04-2018		1,80,45,972	1,59,35,847
	Add: Receipts during the year		8,20,960	21,10,125
			1,88,66,932	1,80,45,972
	<u>Less: Depreciation on Grant Assets</u>			
	Balance as on 01-04-2018		1,35,98,617	1,27,50,761
	Depreciation recouped during the year		8,03,961	8,47,856
			1,44,02,578	1,35,98,617
			44,64,354	44,47,355
	Total Other Funds {a+b+c+d}			9,02,56,992
	<u>Income and Expenditure Account</u>	B		
	Balance as on 01-04-2018		79,49,43,997	68,71,93,397
	Add: Excess of Income over Expenditure for the year transferred from Income and Exp. Account		11,99,85,787	10,77,50,600
	Balance Carried to Balance Sheet		91,49,29,783	79,49,43,997
	<u>Refundable Deposits to Students:</u>	C		
	Caution, Lab and Library Deposit		49,959	17,55,959
	Transport Deposits		23,33,429	23,56,429
			23,83,388	41,12,388
<u>SIR M VISVESVARAYA INSTITUTE OF TECHNOLOGY (ENGG COURSE)</u>				
<u>SCHEDULES FORMING PART OF BALANCE SHEET 31ST MARCH 2019</u>				
	<u>Details for Other Liabilities:</u>	D		
1	Bank Loan-Pending disbursement students		4,83,355	3,68,445
2	Unutilised Grants		44,90,218	11,18,886
3	Scholarship Payable		2,08,43,130	1,83,73,465
4	Examination Fee Payable to University		4,67,373	28,078
5	Theory and Remuneration Payable		-	(1,13,894)
6	Duties and Taxes (Including TDS Liability)		4,26,432	4,52,107
7	Sundry Creditors		1,23,423	1,16,757
8	Others		2,39,266	2,15,000
9	Indian Oil Corporation Limited		4,51,475	5,60,368
10	Land Tax Payable		-	-
			2,75,24,673	2,11,19,212
	<u>Details of Capital work in progress:</u>	F		
	<u>Advance for Capital Expenditure</u>			
1	Sri Lakshmi Venkateswara		13,00,000	
2	Shell Eco Marathon		2,44,757	
			15,44,757	




SIR M VISVESVARAYA INSTITUTE OF TECHNOLOGY (ENGG COURSE)				
SCHEDULES FORMING PART OF BALANCE SHEET 31ST MARCH 2019				
Sl No		Schedule No	Current year Rs.	Previous year Rs.
	Advances for Expenditure	G		
1	Indico Copier Services		4,500	4,500
2	Binary Systems Pvt Ltd		57,205	-
	Relyon Softech Ltd		-	82,000.00
	RS Power Control		-	27,180.00
			61,705	1,13,680
	Schedule of Deposits:	H		
1	BMOCC		30,000	30,000
2	Electricity Deposit		29,02,590	25,25,530
	TOTAL		29,32,590	25,55,530
	Stock of Library Books:	I		
	Balance as on 01-04-2018		1,67,13,011	1,60,07,026
	Add: Purchased during the year		3,23,035	7,05,985
	Total (a)		1,70,36,046	1,67,13,011
	<u>Less: Provision towards Loss in value of Books</u>			
	Balance as on 01-04-2018		1,45,49,683	1,40,08,851
	Add: Provision for the year-20%		4,97,273	5,40,832
	Total (b)		1,50,46,956	1,45,49,683
	Net Value (a) - (b)		19,89,090	21,63,328
	Schedule for Cash at Bank:	J		
	Balance in Savings and Current Account		2,99,65,733	3,24,64,799
	Cheque in Transit		-	25,00,000
			2,99,65,733	3,49,64,799



SIR M VISVESVARAYA INSTITUTE OF TECHNOLOGY (ENGG COURSE)			
SCHEDULES FORMING PART OF INCOME AND EXPENDITURE ACCOUNT FOR THE YEAR ENDED 31ST			
MARCH 2019			
Particulars	Schedule No	CURRENT YEAR Amount	PREVIOUS YEAR Amount
OTHER INCOME	K		
Others.		40,46,806	45,88,925
		<u>40,46,806</u>	<u>45,88,925</u>
Employee Remuneration & Benefits	L		
Salary to Staff		13,65,08,718	13,79,45,058
Contribution to Provident Fund		55,56,296	60,66,489
Contribution to ESI		31,96,546	5,40,676
Gratuity		14,12,374	35,01,720
Staff Welfare (Including Medical Exp)		10,27,492	- 1,987
		<u>14,77,01,426</u>	<u>14,80,51,955</u>
Institution Running and Maintenance Expenses	M		
Repairs and Maintenance		1,09,60,207	78,94,515
Vehicle Maintenance		89,03,337	1,04,70,470
Inspection / Examination Expenses		13,58,630	15,94,280
Power and Water Charges		1,89,05,255	1,64,65,992
Lab Consumables			
Engineering College	5,69,557		12,48,112
Dental College	-	5,69,557	- 12,48,112
Sports Expenses		7,24,714	4,76,553
Security Charges		55,74,374	52,33,859
Equipment Insurance		1,66,997	1,64,076
University and Affiliation Fees		72,40,937	48,68,426
Magazines and Journals		1,88,261	1,49,416
Horticultural Expenses		3,06,855	2,32,673
Educational Expenses		30,13,450	36,22,749
Cultural Expenses		36,19,090	45,99,475
Printing and Stationery		17,16,369	14,08,366
Postage & Telephone (including internet)		14,38,848	15,80,968
Legal and Professional Charges		6,26,546	9,12,436
Audit Fee and Certification Charges			
Payment to Statutory Auditors	1,76,177		1,67,693
Others - Pre Audit and Review	4,54,879	6,31,056	8,97,516
Travelling and Conveyance		3,93,815	4,34,402
Newspaper Notification Expenses		30,21,587	39,99,821
Land Tax		17,661	-
Rent		14,86,800	14,11,200
COMED - K and other Membership Fee		80,591	80,428
Others		3,99,231	2,38,877
		<u>7,13,44,168</u>	<u>6,81,52,305</u>



SIR M VISVESVARAYA INSTITUTE OF TECHNOLOGY (ENGG COURSE)									
SCHEDULE OF FIXED ASSETS AS AT 31ST MARCH 2019									
E									
SCHEDULE									
SL NO	PARTICULARS	AS AT 01-04-2018	GROSS BLOCK ADDITIONS	DELETIONS	AS AT 31-03-2019	AS AT 01-04-2018	DEPRECIATION ADDITIONS (DELETIONS)	AS AT 31-03-2019	NET BLOCK AS AT 31-03-2019
1	Land	16,52,11,065			16,52,11,065	15,65,47,175	80,39,117	16,45,86,292	16,52,11,065
2	Buildings	23,68,55,359			23,68,55,359	2,49,50,3	15,984	7,22,69,087	80,30,81,84
3	Borewell	3,88,345			3,88,345	2,49,50,3	15,984	2,44,487	1,59,842
4	Electrical Installation	28,75,834			28,75,834	19,49,430	92,640	20,42,070	9,26,404
5	Indoor stadium - Own	23,33,935			23,33,935	22,67,420	13,303	22,80,723	66,515
6	Indoor stadium - Grant	20,00,000			20,00,000	19,43,001	11,400	19,54,401	56,999
7	Street light fittings	6,00,909			6,00,909	5,85,444	3,093	5,88,537	15,465
8	Construction Equipments	1,19,155			1,19,155	1,17,560	239	1,17,799	1,595
9	Canteen Kitchen Equipments								
	Laboratory Equipment								
	Mechanical								
	Own Assets	1,47,02,334	3,23,771		1,50,26,105	1,27,69,648	3,38,469	1,31,08,117	19,17,988
	Grant Assets (Contribution)	52,25,734			52,25,734	43,75,114	1,27,593	45,02,707	850,620
	Chemistry	13,09,111			13,09,111	10,93,625	32,323	11,25,948	1,83,163
	Physics	6,76,032	1,50,000		8,26,032	5,27,104	44,839	5,71,943	2,54,089
	Mathematics	98,000			98,000	90,724	1,091	91,815	7,276
	Civil	61,11,959	4,08,174		65,20,133	48,12,068	2,56,210	50,68,278	12,99,892
	Civil-Grant asset	2,34,214			2,34,214	1,19,485	17,209	1,36,694	1,14,729
	Biotechnology	1,12,40,186	6,23,310		1,18,63,496	85,31,666	4,99,775	90,31,441	27,08,520
	Biotechnology-Grant asset	25,42,459			25,42,459	6,18,365	2,88,614	9,06,979	19,24,094
	INFORMATION SCIENCE	67,555			67,555	10,133	8,613	18,746	57,422
	Electrical & Electronics								
	Own Assets	2,08,61,543	2,24,606		2,10,86,149	1,83,45,726	4,11,063	1,87,56,789	25,15,817
	Grant Assets (Contribution)	14,24,005			14,24,005	11,55,657	40,252	11,95,909	2,68,348
	Electrical - Grant	5,53,874			5,53,874	2,85,337	40,281	3,25,618	2,68,537
	Computer Science-Own	6,49,90,472			6,49,90,472	6,45,28,693	2,77,067	6,48,05,760	4,61,779
	Computer Science-Grant	29,98,570			29,98,570	29,56,969	24,961	29,81,930	16,640
	MBA	2,75,535			2,75,535	2,19,581	8,393	2,27,974	41,601
	MCA	1,70,602			1,70,602	1,25,368	6,785	1,32,153	55,954
	Telecommunication	7,74,802	12,79,136		20,53,938	3,14,580	2,60,904	5,75,484	45,234
	Telecommunication-Grant asset	1,85,091			1,85,091	1,15,284	10,471	1,25,755	4,60,222
	General	5,89,494			5,89,494	3,31,555	38,691	3,70,246	69,807
10	Library Equipments								
	Grant Assets	11,45,625			11,45,625	9,63,489	27,320	9,90,809	1,82,136
	Own Assets	1,69,449			1,69,449	1,49,670	2,967	1,52,637	19,779
11	Campus Net Working	26,30,682	2,70,376		29,01,058	23,34,973	1,13,217	24,48,190	2,95,709
12	Furniture & Fixtures - Own	4,12,13,050	7,58,975		4,19,72,025	3,00,77,776	17,84,137	3,18,61,913	1,11,35,274
13	Furniture & Fixtures - Grant	1,31,099			1,31,099	1,03,245	4,178	1,07,423	27,854
14	Computers and Accessories-M-tech	77,90,578	78,35,669		1,56,26,247	57,41,912	59,30,601	1,16,72,513	20,48,666
15	Furniture and Fixtures-M-tech	2,26,576			2,26,576	1,91,295	5,292	1,96,587	35,281
16	Sports Equipments	6,71,307	3,31,704		10,03,011	4,96,811	1,01,240	5,98,051	1,74,496
17	Sports Equipments-grant assets	4,02,990			4,02,990	3,95,966	1,405	3,97,371	7,024
18	Office Equipments	1,76,63,708	7,47,373		1,84,11,081	1,27,31,875	8,51,881	1,35,83,756	49,31,833
19	Office Equipments-Grant Asset		1,97,650		1,97,650		29,648	*48,27,325	-
	Generator								
	Own Assets	18,51,579			18,51,579	17,63,669	13,187	17,76,856	87,910
	Grant Assets (Contribution)	1,06,500			1,06,500	1,02,991	526	1,03,517	3,509
	CARRIED FORWARD	61,94,19,315	1,31,50,744	-	63,25,70,059	34,00,18,885	1,97,74,979	35,97,93,864	27,94,00,430



SL NO	PARTICULARS	GROSS BLOCK			DEPRECIATION			NET BLOCK		
		AS AT 01-04-2018	ADDITIONS	DELETIONS	AS AT 31-03-2019	AS AT 01-04-2018	ADDITIONS (DELETIONS)	AS AT 31-03-2019	AS AT 31-03-2019	AS AT 31-03-2018
20	BROUGHT FORWARD	61,94,19,315	1,31,50,744	-	63,25,70,059	34,00,18,885	1,97,74,979	35,97,93,864	27,27,76,195	27,94,00,430
	Grant Assets									
	Printer	11,750			11,750	11,702	29	11,731	19	48
	Software MBA	53,000			53,000	52,783	130	52,913	87	217
21	Vehicles									
	Motor Van									
	Bus	3,50,22,100			3,02,07,991	2,14,95,701	17,42,458	1,88,37,579	1,13,70,412	1,35,26,399
	Service Station Equipment	47,840			47,840	47,254	117	47,371	469	586
	Tractor									
	Swaraj Mazda	10,45,600			10,45,600	9,05,262	28,068	9,33,330	1,12,270	1,40,338
	Bi-cycle	9,166			9,166	8,515	130	8,645	521	651
	Bi-cycle	16,600			16,600	16,056	109	16,165	435	544
	Temp Traveller									
	TATA Indica	5,27,524			5,27,524	3,89,237	27,657	4,16,894	1,10,630	1,36,287
	Genio DC vehicle	7,63,280			7,63,280	5,63,191	40,018	6,03,209	1,60,071	2,00,089
	Bolero Jeep	4,90,292			4,90,292	4,68,729	4,313	4,73,042	17,250	21,563
	Mahindra Jeep	37,16,465			37,16,465	11,67,827	5,09,728	16,77,555	20,38,910	25,48,638
	Swift Cars	10,72,135			10,72,135	7,89,411	42,409	8,31,820	2,40,315	2,82,724
22	Horticulture Equipments	20,94,146			20,94,146	19,78,031	23,223	20,01,254	92,892	1,16,115
23	Internal Partition	66,42,89,213	1,31,50,744	48,14,109	67,26,25,848	36,79,12,584	2,21,93,368	38,57,05,372	28,69,20,476	29,63,76,629

For RAO ASSOCIATES
CHARTERED ACCOUNTANTS

Bangalore


Dated: 23/09/2019

TREASURER

SECRETARY


PRESIDENT

(G.SUDHINDRA)
Mem. No. 026171
PARTNER




SIR M VISVESVARAYA INSTITUTE OF TECHNOLOGY(MCA). BANGALORE					
BALANCE SHEET AS AT 31ST MARCH 2019					
	Sch	CURRENT YEAR		PREVIOUS YEAR	
I. LIABILITIES	No.	Rs.	Rs.	Rs.	Rs.
FUNDS					
Balance in Income & Expenditure Account	A	61,18,163	61,18,163	72,80,967	72,80,967
OTHER LIABILITIES					
Staff and Other Collections		89,184		89,184	
Others	B	400	89,584	-	89,184
INTER BRANCH ACCOUNTS					
Total			(33,58,209)		(50,12,384)
			28,49,538		23,57,768
II. ASSETS					
FIXED ASSETS					
Gross Block		86,77,757		86,68,553	
Less: Depreciation		76,62,244		75,16,011	
Net Block		10,15,513		11,52,542	
Capital Work In Progress		-	10,15,513	-	11,52,542
CURRENT ASSETS, LOANS AND ADVANCES					
Staff and Other Advances		4,170		53,943	
Stock of Library Books	D	62,856	67,026	78,570	1,32,513
Cash and Bank Balances:					
Cash at Bank	E	17,67,000	17,67,000	10,72,714	10,72,714
Total			28,49,538		23,57,768


For SRI KRISHNADEVARAYA EDUCATIONAL TRUST


A.C. CHANDRASHEKAR RAJU
Hon'PRESIDENT


K. SYAMA RAJU
Hon'SECRETARY







M. VENKATARAMANA RAJU
Hon'TREASURER

Subject to Our Report of Even Date
FOR RAO ASSOCIATES
CHARTERED ACCOUNTANTS
Firm Reg No.003080S



(G.SUDHINDRA)
Mem. No. 026171
Partner.




PLACE: BENGALURU
DATE: 23/09/2019


SIR M VISVESVARAYA INSTITUTE OF TECHNOLOGY(MCA), BANGALORE			
INCOME AND EXPENDITURE ACCOUNT FOR THE YEAR ENDED 31ST MARCH 2019			
Particulars	SCH. NO.	CURRENT YEAR (Rs.)	PREVIOUS YEAR (Rs.)
I. INCOME:			
Tuition Fees & other Collections from Students	F	88,15,822	76,31,530
Interest on Bank Deposits		80,173	95,303
Other Income		86,329	1,02,761
Total (a)		89,82,324	78,29,594
II. EXPENDITURE:			
Employee Remuneration & Benefits	G	72,87,129	68,39,543
Institution Running and Maintenance Exp.	H	26,96,053	26,65,078
Provision for Loss in Value of Books	D	15,714	19,642
Depreciation	C	1,46,233	1,78,232
Total (b)		1,01,45,129	97,02,495
Net Excess of Income over Expenditure for the year			
Transferred (a) - (b) carried over to Balance Sheet		(11,62,805)	(18,72,901)
<p>For SRI KRISHNADEVARAYA EDUCATIONAL TRUST</p> <div style="display: flex; justify-content: space-around; align-items: flex-end;"> <div style="text-align: center;">  A.C. CHANDRASHEKAR RAJU Hon'PRESIDENT </div> <div style="text-align: center;">  K. SYAMA RAJU Hon'SECRETARY </div> <div style="text-align: center;">  M.VENKATARAMANA RAJU Hon'TREASURER </div> </div> <p>Subject to Our Report of Even Date for RAO ASSOCIATES CHARTERED ACCOUNTANTS Firm Reg No.003080S</p> <div style="display: flex; justify-content: space-between; align-items: flex-end;"> <div style="text-align: center;">  (G.SUDHINDRA) Mem. No. 026171 Partner. </div> <div style="text-align: center;">  </div> <div style="text-align: right;"> PLACE: BENGALURU DATE: 23/09/2019 </div> </div>			


SIR M VISVESVARAYA INSTITUTE OF TECHNOLOGY(MCA), BANGALORE SCHEDULES FORMING PART OF BALANCE SHEET 31ST MARCH 2019				
	Particulars	Schedule No	Current Year Rs.	Previous Year Rs.
	<u>Income and Expenditure Account</u>	A		
	Balance as on 01-04-2018		72,80,967	91,53,868
	Add: Excess of Income over Expenditure for the year transferred from Income and Exp. Account		(11,62,805)	(18,72,901)
	Balance Carried to Balance Sheet		61,18,163	72,80,967
	<u>Details for Other Liabilities:</u>	B		
1	Others		400	-
			400	-
	<u>Stock of Library Books:</u>	D		
	Balance as on 01-04-2018		6,73,400	6,73,400
	Add: Purchased during the year		-	-
	Total (a)		6,73,400	6,73,400
	<u>Less: Provision towards Loss in value of Books</u>			
	Balance as on 01-04-2018		5,94,830	5,75,188
	Add: Provision for the year-20%		15,714	19,642
	Total (b)		6,10,544	5,94,830
	Net Value (a) - (b)		62,856	78,570
	<u>Schedule for Cash at Bank:</u>	E		
	Balance in Savings and Current Account		17,67,000	10,72,714
			17,67,000	10,72,714





SIR M VISVESVARAYA INSTITUTE OF TECHNOLOGY (ENGG COURSE) , BENGALURU					
BALANCE SHEET AS AT 31ST MARCH 2020					
	Sch	CURRENT YEAR		PREVIOUS YEAR	
	No.	(Rs.)	(Rs.)	(Rs.)	(Rs.)
I. LIABILITIES					
FUNDS					
Other Funds	A	9,05,80,515		9,02,56,992	
Balance in Income & Expenditure Account	B	1,03,13,22,708	1,12,19,03,223	91,49,29,783	1,00,51,86,775
OTHER LIABILITIES					
Refundable Deposits to Students	C	23,83,388		23,83,388	
Staff and Other Collections		18,07,613		19,71,008	
Others	D	94,70,521	1,36,61,522	2,75,24,673	3,18,79,069
			(81,52,25,777)		(70,35,08,350)
INTER-UNIT BRANCH ACCOUNTS			32,03,38,968		33,35,57,494
Total					
II. ASSETS					
FIXED ASSETS					
Gross Block	E	68,65,02,502		67,26,25,848	
Less: Depreciation		40,75,05,140		38,57,05,372	
Net Block		27,89,97,362		28,69,20,476	
Capital Work In Progress	F	18,48,347	28,08,45,709	15,44,757	28,84,65,233
CURRENT ASSETS, LOANS AND ADVANCES					
Advance for Material/Equipment Purchase	G	5,11,092		61,705	
Staff and Other Advances		64,11,719		99,65,639	
Deposits	H	31,74,820		29,32,590	
Stock of Library Books	I	21,51,265		19,89,090	
Income Tax Paid		1,77,631	1,24,26,527	1,74,620	1,51,23,644
Cash and Bank Balances:					
Cash and Cheques/Drafts on Hand		2,885		2,884	
Cash at Bank	J	2,70,63,847	2,70,66,732	2,99,65,733	2,99,68,617
Total			32,03,38,968		33,35,57,494


A.C. CHANDRASHEKAR RAJU
Hon'PRESIDENT


K. SYAMA RAJU
Hon'SECRETARY


M. VENKATARAMANA RAJU
Hon'TREASURER

Subject to Our Report of Even Date
FOR RAO ASSOCIATES
CHARTERED ACCOUNTANTS
Firm Reg No.003080S

(G.SUDHINDRA)
Mem. No. 026171
Partner.



PLACE: BENGALURU
DATE: 28-12-2020


SIR M VISVESVARAYA INSTITUTE OF TECHNOLOGY (ENGG COURSE), BENGALURU
INCOME AND EXPENDITURE ACCOUNT FOR THE YEAR ENDED 31ST MARCH 2020

Particulars	SCH. NO.	CURRENT YEAR (Rs.)	PREVIOUS YEAR (Rs.)
I. INCOME:			
Tuition Fees & other Collections from Students		34,95,19,121	35,31,01,400
Interest on Bank Deposits		23,01,937	22,85,994
Other Income	K	52,74,884	55,30,666
Depreciation on Grant Assets recouped out of Grants received		8,41,917	8,03,961
Total (a)		35,79,37,858	36,17,22,021
II. EXPENDITURE:			
Employee Remuneration & Benefits	L	14,81,61,223	14,77,01,426
Institution Running and Maintenance Exp.	M	7,10,46,126	7,13,44,168
Provision for Loss in Value of Books	I	5,37,816	4,97,273
Depreciation	E	2,17,99,768	2,21,93,368
Total (b)		24,15,44,933	24,17,36,235
Net Excess of Income over Expenditure for the year Transferred (a) - (b) carried over to Balance Sheet		11,63,92,925	11,99,85,787

For SIR M VISVESVARAYA INSTITUTE OF TECHNOLOGY (ENGG COURSE)



A.C. CHANDRASHEKAR RAJU
Hon'PRESIDENT




K. SYAMA RAJU
Hon'SECRETARY



M.VENKATARAMANA RAJU
Hon'TREASURER

Subject to Our Report of Even Date
for RAO ASSOCIATES
CHARTERED ACCOUNTANTS
Firm Reg No.003080S

PLACE: BENGALURU
DATE: 28-12-2020



(G.SUDHINDRA)
Mem. No. 026171
Partner.



SIR M VISVESVARAYA INSTITUTE OF TECHNOLOGY (ENGG COURSE) , BENGALURU				
SCHEDULES FORMING PART OF BALANCE SHEET 31ST MARCH 2020				
Particulars	Schedule No	CURRENT YEAR (Rs.)	PREVIOUS YEAR (Rs.)	
Other Funds:	A			
a. Development Fund				
Balance as on 01-04-2019		8,57,92,638	8,57,92,638	
Add: Collections during the year		-	-	
		8,57,92,638	8,57,92,638	
b. Capital Grant Account				
Balance as on 01-04-2019		1,88,66,932	1,80,45,972	
Add: Receipts during the year		11,65,440	8,20,960	
		2,00,32,372	1,88,66,932	
Less: Depreciation on Grant Assets				
Balance as on 01-04-2019		1,44,02,578	1,35,98,617	
Depreciation recouped during the year		8,41,917	8,03,961	
		1,52,44,495	1,44,02,578	
		47,87,877	44,64,354	
Total Other Funds {a+b+c+d}		9,05,80,515	9,02,56,992	
Income and Expenditure Account	B			
Balance as on 01-04-2019		91,49,29,783	79,49,43,997	
Add: Excess of Income over Expenditure for the year transferred from Income and Exp. Account		11,63,92,925	11,99,85,787	
Balance Carried to Balance Sheet		1,03,13,22,708	91,49,29,783	
Refundable Deposits to Students:	C			
Caution, Lab and Library Deposit		49,959	49,959	
Transport Deposits		23,33,429	23,33,429	
		23,83,388	23,83,388	
Details for Other Liabilities:	D			
1 EMD/Security Deposits - Contractors		3,46,342	-	
2 Bank Loan-Pending disbursement students		1,87,955	4,83,355	
3 Unutilised Grants		26,66,871	44,90,218	
4 Scholarship Payable		40,98,780	2,08,43,130	
5 Examination Fee Payable to University		(12,19,421)	4,67,373	
6 Duties and Taxes (Including TDS Liability)		6,69,844	4,26,432	
7 Sundry Creditors		1,23,423	1,23,423	
8 Others		24,35,866	2,39,266	
9 Indian Oil Corporation Limited		-	4,51,475	
10 Payable at School of Arch. (Including un utilised Grants)		1,60,860	-	
		94,70,521	2,75,24,673	
Details of Capital work in progress:	F			
Advance for Capital Expenditure				
1 G N WEBSOFT ENTERPRISES		2,83,200	-	
2 Sri Lakshmi Venkateswara		13,00,000	13,00,000	
3 Remi Sales and Engineers Ltd		20,390	-	
4 Shell Eco Marathon		2,44,757	2,44,757	
		18,48,347	15,44,757	



SIR M VISVESVARAYA INSTITUTE OF TECHNOLOGY (ENGG COURSE) , BENGALURU
SCHEDULES FORMING PART OF BALANCE SHEET 31ST MARCH 2020

Sl No	Particulars	Schedule No	CURRENT YEAR (Rs.)	PREVIOUS YEAR (Rs.)
	Advances for Expenditure	G		
1	S RAVINDRA		-	-
2	Advanced Electronic Systems		4,335	-
3	Indu Gas Agencies		-	-
4	Just Dial Limited		26,260	-
5	Sri Krishna Traders		-	-
6	Surround Netwroks Pvt Ltd		2,00,000	-
7	Indico Copier Services		4,500	4,500
8	Indian Oil Corporation Limited		2,36,422	-
9	Nobel Bio Care India Ltd.		-	-
10	Page 3 Book Shop		-	-
11	Sirona Dental Systems Pvt Ltd.,		-	-
12	Eco Care Solutuions		22,575	-
13	Sri Om Shakthi Security & Allaied Service		1,000	-
14	TRANS DIESEL ENGINEERS PVT LTD		16,000	-
15	Universal Medi Systems		-	-
16	Binary Systems Pvt Ltd		-	57,205.00
			5,11,092	61,705
	Schedule of Deposits:	H		
1	BMOCC		30,000	30,000
2	Electricity Deposit		31,44,820	29,02,590
	TOTAL		31,74,820	29,32,590
	Stock of Library Books:	I		
	Balance as on 01-04-2019		1,70,36,046	1,67,13,011
	Add: Purchased during the year		6,99,991	3,23,035
	Total (a)		1,77,36,037	1,70,36,046
	<u>Less: Provision towards Loss in value of Books</u>			
	Balance as on 01-04-2019		1,50,46,956	1,45,49,683
	Add: Provision for the year-20%		5,37,816	4,97,273
	Total (b)		1,55,84,772	1,50,46,956
	Net Value (a) - (b)		21,51,265	19,89,090
	Schedule for Cash at Bank:	J		
	Balance in Savings and Current Account		2,70,63,847	2,99,65,733
	Cheque in Transit		-	-
	Balance in Fixed Deposits with Scheduled Banks		-	-
			2,70,63,847	2,99,65,733



SIR M VISVESVARAYA INSTITUTE OF TECHNOLOGY (ENGG COURSE), BENGALURU			
SCHEDULES FORMING PART OF INCOME AND EXPENDITURE ACCOUNT FOR THE YEAR			
ENDED 31ST MARCH 2020			
Particulars	Schedule No	CURRENT YEAR (Rs.)	PREVIOUS YEAR (Rs.)
OTHER INCOME	K		
Hospital /Clinic Receipts		-	-
Interest on IT Refund		-	-
Others.		52,74,884	55,30,666
		52,74,884	55,30,666
Employee Remuneration & Benefits	L		
Salary to Staff		13,79,10,184	13,65,08,718
Contribution to Provident Fund		53,28,921	55,56,296
Contribution to ESI		3,40,593	31,96,546
Gratuity		35,81,933	14,12,374
Staff Welfare (Including Medical Exp)		9,99,592	10,27,492
		14,81,61,223	14,77,01,426
Institution Running and Maintenance Expenses	M		
Repairs and Maintenance		98,44,236	1,09,60,207
Vehicle Maintenance		76,77,017	89,03,337
Inspection / Examination Expenses		8,86,913	13,58,630
Power and Water Charges		1,95,05,064	1,89,05,255
Lab Consumables			
Engineering College		9,69,221	5,69,557
Sports Expenses		3,17,967	7,24,714
Security Charges		53,23,465	55,74,374
Equipment Insurance		1,65,799	1,66,997
Clinical Facilities			
University and Affiliation Fees		54,78,399	72,40,937
Magazines and Journals		1,10,927	1,88,261
Horticultural Expenses		2,80,020	3,06,855
Educational Expenses		29,99,908	30,13,450
Cultural Expenses		44,42,294	36,19,090
Printing and Stationery		18,34,379	17,16,369
Postage & Telephone (including internet)		13,31,034	14,38,848
Legal and Professional Charges		9,00,103	6,26,546
Audit Fee and Certification Charges		5,94,721	6,31,056
Travelling and Conveyance		4,82,717	3,93,815
Newspaper Notification Expenses		53,52,664	30,21,587
Land Tax		2,05,786	17,661
Rent		14,86,800	14,86,800
COMED - K and other Membership Fee		3,89,121	80,591
Others		4,67,570	3,99,231
		7,10,46,126	7,13,44,168



SIR M VISVESVARAYA INSTITUTE OF TECHNOLOGY (ENGG COURSE), BENGALURU
SCHEDULE OF FIXED ASSETS AS AT 31ST MARCH 2020

E

SCHEDULE

SL NO	PARTICULARS	GROSS BLOCK			DEPRECIATION			NET BLOCK		
		AS AT 01-04-19	ADDITIONS	DELETIONS	AS AT 01-04-19	ADDITIONS	DELETIONS	AS AT 31-03-20	AS AT 31-03-20	AS AT 31-03-19
1	Land	16,52,11,065						16,52,11,065	16,52,11,065	16,52,11,065
2	Buildings	23,68,55,359						6,50,33,861	7,22,69,067	1,43,858
3	Borewell	3,88,345						1,29,472	7,50,388	8,33,764
4	Electrical Installation	28,75,834						21,25,446	42,570	53,212
5	Indoor stadium - Own	23,33,935						22,91,365	36,479	45,599
6	Indoor stadium - Grant	20,00,000						19,63,521	9,898	12,372
7	Street light fittings	6,00,909						5,91,011	1,153	1,356
8	Construction Equipments	1,19,155						1,18,002		
9	Laboratory Equipment									
	<u>Mechanical</u>									
	Own Assets	1,50,26,105	8,42,442		1,31,08,117	4,14,065		1,35,22,182	23,46,365	19,17,988
	Grant Assets (Contribution)	52,25,734	8,20,845		45,02,707	2,31,581		47,34,288	13,12,291	7,23,027
	Chemistry	13,09,111	38,340		11,25,948	33,225		11,59,173	1,88,278	1,83,163
	Physics	8,26,032			5,71,943	38,113		6,10,056	2,15,976	2,54,089
	Mathematics	98,000			91,815	928		92,743	5,257	6,185
	Civil	65,20,133	68,382		50,68,278	2,28,036		52,96,314	12,92,202	14,51,856
	Civil-Grant asset	2,34,214			1,36,694	14,628		1,51,322	82,892	97,520
	Biotechnology	1,18,63,496	7,35,082		90,31,441	5,35,071		95,66,512	30,32,066	28,32,055
	Biotechnology-Grant asset	25,42,459			9,06,979	2,45,322		11,52,301	13,90,158	16,35,480
	INFORMATION SCIENCE	67,555	68,382		18,746	17,579		36,325	99,612	48,809
	<u>Electrical & Electronics</u>									
	Own Assets	2,10,86,149			1,87,56,789	3,49,404		1,91,06,193	19,79,956	23,29,360
	Grant Assets (Contribution)	14,24,005	5,49,741		11,95,909	1,16,676		13,12,585	6,61,161	2,28,096
	Electrical - Grant	5,53,874			3,25,618	34,238		3,59,856	1,94,018	2,28,256
	Computer Science-Own	6,49,90,472	55,60,305		6,48,05,760	34,47,010		6,82,52,770	22,98,007	1,84,712
	Computer Science-Grant	29,98,570			29,81,930	9,984		29,91,914	6,656	16,640
	MBA	2,75,535	68,382		2,27,974	17,391		2,45,365	98,552	47,561
	MCA	1,70,602	68,382		1,32,153	16,025		1,48,178	90,806	38,449
	Telecommunication	20,53,938	68,382		5,75,484	2,32,025		8,07,509	13,14,811	14,78,454
	Telecommunication-Grant asset	1,85,091			1,25,755	8,900		1,34,655	50,436	59,336
	General	5,89,494			3,70,246	32,887		4,03,133	1,86,361	2,19,248
10	<u>Library Equipments</u>									
	Grant Assets	11,45,625			9,90,809	23,222		10,14,031	1,31,594	1,54,816
	Own Assets	1,69,449			1,52,637	2,522		1,55,159	14,290	16,812
11	Campus Net Working	29,01,058			24,48,190	90,574		25,38,764	3,62,294	4,52,868
12	Furniture & Fixtures - Own	4,19,72,025	3,86,145		3,18,61,913	15,74,439		3,34,36,352	89,21,818	1,01,10,112
13	Furniture & Fixtures - Grant	1,31,099			1,07,423	3,551		1,10,974	20,125	23,676
14	Computers and Accessories-M-tech	1,56,26,247			1,16,72,513	23,72,240		1,40,44,753	15,81,494	39,53,734
15	Furniture and Fixtures-M-tech	2,26,576			1,96,587	4,498		2,01,085	25,491	29,989
16	Sports Equipments	10,03,011			5,98,051	80,992		6,79,043	3,23,968	4,04,960
17	Sports Equipments-grant assets	4,02,990			3,97,371	1,124		3,98,495	4,495	5,619
18	Office Equipments	1,84,11,081	46,01,844		1,35,83,756	14,14,375		1,49,98,131	80,14,794	48,27,325
	Office Equipments-Grant Asset	1,97,650			29,648	25,200		54,848	1,42,802	1,68,002
19	<u>Generator</u>									
	Own Assets	18,51,579			17,76,856	11,208		17,88,064	63,515	74,723
	Grant Assets (Contribution)	1,06,500			1,03,517	447		1,03,964	2,536	2,983
	CARRIED FORWARD	63,25,70,059	1,38,76,654	-	35,97,93,864	1,89,82,887	-	37,87,76,751	26,76,69,962	27,27,76,195




SL NO	PARTICULARS	GROSS BLOCK			DEPRECIATION			NET BLOCK	
		AS AT 01-04-19	ADDITIONS	DELETIONS	AS AT 31-03-20	AS AT 01-04-19	ADDITIONS	AS AT 31-03-20	AS AT 31-03-19
20	BROUGHT FORWARD	63,25,70,059	1,38,76,654	-	64,64,46,713	35,97,93,864	1,89,82,887	26,76,69,962	27,27,76,195
	<u>Grant Assets</u>								
	Printer	11,750			11,750	11,731	11	11,742	19
	Software MBA	53,000			53,000	52,913	52	52,965	87
21	<u>Vehicles</u>								
	Motor Van	-			-	-		-	-
	Bus	3,02,07,991			3,02,07,991	1,88,37,579	22,74,082	90,96,330	1,13,70,412
	Service Station Equipment	47,840			47,840	47,371	94	47,465	469
	Tractor	-			-	-		-	-
	Swaraj Mazda	10,45,600			10,45,600	9,33,330	22,454	9,55,784	1,12,270
	Bi-cycle	9,166			9,166	8,645	104	8,749	521
	Bi-cycle	16,600			16,600	16,165	87	16,252	435
	Temp Travellor	-			-	-		-	-
	TATA Indica	-			-	-		-	-
	Genio DC vehicle	5,27,524			5,27,524	4,16,894	22,126	4,39,020	1,10,630
	Bolero Jeep	7,63,280			7,63,280	6,03,209	32,014	6,35,223	1,60,071
	Mahindra Jeep	4,90,292			4,90,292	4,73,042	3,450	4,76,492	17,250
	Swift Cars	37,16,465			37,16,465	16,77,555	4,07,782	20,85,337	20,38,910
22	Horticulture Equipments	10,72,135			10,72,135	8,31,820	36,047	2,04,268	2,40,315
23	Internal Partition	20,94,146			20,94,146	20,01,254	18,578	74,314	92,892
		67,26,25,848	1,38,76,654	-	68,65,02,502	38,57,05,372	2,17,99,768	27,89,97,362	28,69,20,476


PRESIDENT

Bangalore
Dated: 28-12-2020


SECRETARY


TREASURER

For RAO ASSOCIATES
CHARTERED ACCOUNTANTS

(G.SUDHINDRA)
Mem. No. 026171
PARTNER




SIR M VISVESVARAYA INSTITUTE OF TECHNOLOGY (ENGG COURSE) , BENGALURU

BALANCE SHEET AS AT 31ST MARCH 2021

Particulars	Sch No.	CURRENT YEAR		PREVIOUS YEAR	
		Amount (INR)	Amount (INR)	Amount (INR)	Amount (INR)
I. LIABILITIES					
<u>FUNDS</u>					
Other Funds	A	9,25,51,895		9,05,80,515	
Balance in Income & Expenditure Account	B	1,14,83,78,844	1,24,09,30,739	1,03,13,22,708	1,12,19,03,223
<u>OTHER LIABILITIES</u>					
Refundable Deposits to Students	C	-		23,83,388	
Staff and Other Collections		17,54,363		18,07,613	
Others	D	67,00,523	84,54,886	94,46,521	1,36,37,522
<u>INTER-UNIT BRANCH ACCOUNTS</u>			(93,18,50,927)		(81,52,25,777)
TOTAL			31,75,34,698		32,03,14,968
II. ASSETS					
<u>FIXED ASSETS</u>					
Gross Block	E	69,35,74,953		68,65,02,502	
Less: Depreciation		42,59,93,133		40,75,05,140	
Net Block		26,75,81,820		27,89,97,362	
Capital Work In Progress	F	-	26,75,81,820	18,48,347	28,08,45,709
<u>CURRENT ASSETS, LOANS AND ADVANCES</u>					
Advance for Material/Equipment					
Purchase	G	5,63,083		5,11,092	
Staff and Other Advances		5,37,216		63,87,719	
Deposits	H	31,74,820		31,74,820	
Stock of Library Books	I	18,55,854		21,51,265	
Income Tax Paid		1,74,320	63,05,292	1,77,631	1,24,02,527
<u>Cash and Bank Balances:</u>					
Cash and Cheques/Drafts on Hand		81,781		2,885	
Cash at Bank	J	4,35,65,805	4,36,47,586	2,70,63,847	2,70,66,732
TOTAL			31,75,34,698		32,03,14,968
Significant Accounting Policies and Notes on account	O				


For SIR M VISVESVARAYA INSTITUTE OF TECHNOLOGY (ENGG COURSE)


A.C. CHANDRASHEKAR RAJU
(Hon. PRESIDENT)


K. SYAMA RAJU
(Hon. SECRETARY)

Subject to Our Report of Even Date
FOR RAO ASSOCIATES
CHARTERED ACCOUNTANTS
Firm Reg No.003080S


M. VENKATARAMANA RAJU
(Hon. TREASURER)


(G.SUDHINDRA)
Mem. No. 026171
PARTNER


PLACE Bangalore
DATE: 06-01-2022




SIR M VISVESVARAYA INSTITUTE OF TECHNOLOGY (ENGG COURSE) , BENGALURU
INCOME AND EXPENDITURE ACCOUNT FOR THE YEAR ENDED 31ST MARCH 2021

Particulars	Sch. No.	CURRENT YEAR (INR)	PREVIOUS YEAR (INR)
I. INCOME:			
Tuition Fees & other Collections from Students		32,54,61,433	34,95,19,121
Interest on Bank Deposits		17,75,311	23,01,937
Other Income	K	47,57,366	52,74,884
Depreciation on Grant Assets recouped out of Grants received		11,80,792	8,41,917
TOTAL (a)		33,31,74,902	35,79,37,858
II. EXPENDITURE:			
Employee Remuneration & Benefits	L	13,89,73,113	14,81,61,223
Institution Running and Maintenance Exp.	M	5,81,49,653	7,10,46,126
Provision for Loss in Value of Books	I	4,63,963	5,37,816
Depreciation	E	1,84,87,993	2,17,99,768
TOTAL (b)		21,60,74,722	24,15,44,933
Net Excess of Income over Expenditure for the year Transferred (a) - (b) carried over to Balance Sheet		11,71,00,180	11,63,92,925
Significant Accounting Policies and Notes on Accounts	O		


For SIR M VISVESVARAYA INSTITUTE OF TECHNOLOGY (ENGG COURSE)


A.C. CHANDRASHEKAR RAJU
 (Hon. PRESIDENT)


K. SYAMA RAJU
 (Hon. SECRETARY)

Subject to Our Report of Even Date
 for RAO ASSOCIATES
 CHARTERED ACCOUNTANTS
 Firm Reg No.003080S


M. VENKATARAMANA RAJU
 (Hon. TREASURER)


(G.SUDHINDRA)
 Mem. No. 026171
 PARTNER



PLACE: Bangalore
DATE: 06-01-2022

SIR M VISVESVARAYA INSTITUTE OF TECHNOLOGY (ENGG COURSE), BENGALURU
SCHEDULES FORMING PART OF BALANCE SHEET 31ST MARCH 2021

Particulars	Sch. No.	CURRENT YEAR (INR)	PREVIOUS YEAR (INR)
Other Funds:	A		
Development Fund			
Balance as on 01-04-2020		8,57,92,638	8,57,92,638
Add: Collections during the year		-	-
(A)		8,57,92,638	8,57,92,638
Capital Grant Account			
Balance as on 01-04-2020		2,00,32,372	1,88,66,932
Add: Receipts during the year		31,52,172	11,65,440
(a)		2,31,84,544	2,00,32,372
Less: Depreciation on Grant Assets			
Balance as on 01-04-2020		1,52,44,495	1,44,02,578
Depreciation recouped during the year		11,80,792	8,41,917
(b)		1,64,25,287	1,52,44,495
(B)=(a)-(b)		67,59,257	47,87,877
Total Other Funds { A + B }		9,25,51,895	9,05,80,515
Income and Expenditure Account	B		
Balance as on 01-04-2020		1,03,13,22,708	91,49,29,783
Add: Excess of Income over Expenditure for the year transferred from Income and Exp. Account		11,70,56,135	11,63,92,925
Balance Carried to Balance Sheet		1,14,83,78,844	1,03,13,22,708
Refundable Deposits to Students:	C		
Caution, Lab and Library Deposit		-	49,959
Transport Deposits		-	23,33,429
TOTAL		-	23,83,388
Details for Other Liabilities:	D		
EMD/Security Deposits - Contractors		-	3,46,342
Bank Loan-Pending disbursement students		8,18,521	1,87,955
Unutilised Grants		34,43,400	38,48,151
Scholarship Payable		8,14,954	40,98,780
Examination Fee Payable to University		-	(12,19,421)
Duties and Taxes (Including TDS Liability)		6,70,903	6,69,844
Sundry Creditors		1,27,590	1,23,423
Others		8,25,155	12,30,586
Payable at School of Arch. (Including un utilised Grants)		-	1,60,860
TOTAL		67,00,523	94,46,521
Details of Capital work in progress:	F		
Building under construction			
Advance for Capital Expenditure			
G N WEBSOFT ENTERPRISES		-	2,83,200
Sri Lakshmi Venkateswara		-	13,00,000
Remi Sales and Engineers Ltd		-	20,390
Shell Eco Marathon		-	2,44,757
TOTAL		-	18,48,347



SIR M VISVESVARAYA INSTITUTE OF TECHNOLOGY (ENGG COURSE), BENGALURU
SCHEDULES FORMING PART OF BALANCE SHEET 31ST MARCH 2021


Particulars	Sch. No.	CURRENT YEAR (INR)	PREVIOUS YEAR (INR)
<u>Advances for Expenditure</u>	G		
Advanced Electronic Systems		-	4,335
Just Dial Limited		-	26,260
Surround Netwroks Pvt Ltd		-	2,00,000
Indico Copier Services			4,500
Indian Oil Corporation Limited		2,74,185	2,36,422
Eco Care Solutuions		22,575	22,575
Sri Om Shakthi Security & Allaied Service		-	1,000
TRANS DIESEL ENGINEERS PVT LTD		-	16,000
SCHINDLER INDIA PVT.LTD		1,97,588	-
Geneva Power Solutions		68,735	-
TOTAL		5,63,083	5,11,092
<u>Schedule of Deposits:</u>	H		
BMOCC		30,000	30,000
Electricity Deposit		31,44,820	31,44,820
TOTAL		31,74,820	31,74,820
<u>Stock of Library Books:</u>	I		
Balance as on 01-04-2020		1,77,36,037	1,70,36,046
Add: Purchased during the year		1,68,552	6,99,991
Total (a)		1,79,04,589	1,77,36,037
<u>Less: Provision towards Loss in value of Books</u>			
Balance as on 01-04-2020		1,55,84,772	1,50,46,956
Add: Provision for the year-20%		4,63,963	5,37,816
Total (b)		1,60,48,735	1,55,84,772
Net Value (a) - (b)		18,55,854	21,51,265
<u>Schedule for Cash at Bank:</u>	J		
Balance in Savings and Current Account		3,97,15,980	2,70,63,847
Cheque in Transit		38,49,825	-
TOTAL		4,35,65,805	2,70,63,847

SPACE INTENTIONALLY LEFT BLANK



SIR M VISVESVARAYA INSTITUTE OF TECHNOLOGY (ENGG COURSE) , BENGALURU
SCHEDULES FORMING PART OF INCOME AND EXPENDITURE ACCOUNT FOR THE YEAR
ENDED 31ST MARCH 2021

Particulars	Sch. No.	CURRENT YEAR (INR)	PREVIOUS YEAR (INR)
<u>OTHER INCOME</u>	K		
Rental Income from Staff Quarters		29,59,251	32,20,891
Transport Charges Collected From Staff		11,76,800	13,52,760
Other Miscellaneous receipts		6,21,315	7,01,233
TOTAL		47,57,366	52,74,884
<u>Employee Remuneration & Benefits</u>	L		
Salary to Staff		13,20,49,951	13,79,10,184
Contribution to Provident Fund		46,04,399	53,28,921
Contribution to ESI		6,06,107	3,40,593
Gratuity		14,81,424	35,81,933
Staff Welfare (Including Medical Exp)		2,31,232	9,99,592
TOTAL		13,89,73,113	14,81,61,223
<u>Institution Running and Maintenance Expenses</u>	M		
Repairs and Maintenance		77,91,432	98,44,236
Vehicle Maintenance		43,19,960	76,77,017
Inspection / Examination Expenses		3,90,095	8,86,913
Power and Water Charges		1,18,34,973	1,95,05,064
<u>Lab Consumables</u>			
Engineering College		1,22,406	9,69,221
Sports Expenses		67,424	3,17,967
Security Charges		59,54,106	53,23,465
Equipment Insurance		9,99,137	8,18,251
University and Affiliation Fees		1,28,34,198	54,78,399
Magazines and Journals		22,345	1,10,927
Horticultural Expenses		2,92,555	2,80,020
Educational Expenses		2,15,756	23,47,456
Cultural Expenses		18,46,910	44,42,294
Printing and Stationery		16,48,588	18,34,379
Postage & Telephone (including internet)		14,17,928	13,31,034
Legal and Professional Charges		12,10,947	9,00,103
<u>Audit Fee and Certification Charges (including</u>			
Payment to Statutory Auditors		2,80,448	2,85,751
Others - Pre Audit and Review		5,25,915	3,08,971
Travelling and Conveyance		1,26,159	4,82,717
Newspaper Notification Expenses		35,55,487	53,52,664
Land Tax		36,327	2,05,786
Rent		14,86,800	14,86,800
COMED - K and other Membership Fee		2,14,952	3,89,121
Others		9,54,804	4,67,571
TOTAL		5,81,49,653	7,10,46,126



SIR M VISVESVARAYA INSTITUTE OF TECHNOLOGY (ENGG COURSE), BENGALURU
SCHEDULE OF FIXED ASSETS AS AT 31ST MARCH 2021

SCHEDULE :E

SL NO	PARTICULARS	GROSS BLOCK			DEPRECIATION			NET BLOCK	
		AS AT 01-04-2020	ADDITIONS	DELETIONS	AS AT 31-03-2021	AS AT 01-04-2020	ADDITIONS	DELETIONS	AS AT 31-03-2021
1	Land	16,52,11,065			16,52,11,065	17,18,21,498	65,11,685		16,52,11,065
2	Buildings	23,68,55,359			23,68,55,359	2,58,873	12,947		23,68,55,359
3	Borewell	3,88,345			3,88,345	21,25,446	75,039		3,88,345
4	Electrical Installation	28,75,834			28,75,834	22,91,365	8,514		28,75,834
5	Indoor stadium - Own	23,33,935			23,33,935	19,63,521	7,296		23,33,935
6	Indoor stadium - Grant	20,00,000			20,00,000	5,91,011	1,980		20,00,000
7	Street light fittings	6,00,909			6,00,909	1,18,002	173		6,00,909
8	Construction Equipments	1,19,155			1,19,155				1,19,155
9	Laboratory Equipment								
	Mechanical								
	Own Assets	1,58,68,547			1,58,68,547	1,35,22,182	3,51,955		1,58,68,547
	Grant Assets (Contribution)	60,46,579			60,46,579	47,34,288	1,96,844		60,46,579
	Chemistry	13,47,451			13,47,451	11,59,173	28,242		13,47,451
	Physics	8,26,032			8,26,032	6,10,056	32,396		8,26,032
	Mathematics	98,000			98,000	92,743	789		98,000
	Civil	65,88,515			65,88,515	52,96,314	1,93,830		65,88,515
	Civil-Grant asset	2,34,214			2,34,214	1,51,322	12,434		2,34,214
	Biotechnology	1,25,98,578	54,280		1,26,52,858	95,66,512	4,62,952		1,25,98,578
	Biotechnology-Grant asset	25,42,459	31,46,140		56,88,599	11,52,301	6,80,445		25,42,459
	INFORMATION SCIENCE								
	Electrical & Electronics	1,35,937			1,35,937	36,325	14,942		1,35,937
	Own Assets	2,10,86,149	1,32,750		2,12,18,899	1,91,06,193	3,16,906		2,10,86,149
	Grant Assets (Contribution)	19,73,746			19,73,746	13,12,585	99,174		19,73,746
	Electrical - Grant	5,53,874			5,53,874	3,59,856	29,103		5,53,874
	Computer Science-Own	7,05,50,777	28,88,775		7,34,39,552	6,82,52,770	31,12,069		7,05,50,777
	Computer Science-Grant	29,98,570			29,98,570	29,91,914	3,994		29,98,570
	MBA	3,43,917			3,43,917	2,45,365	14,783		3,43,917
	MCA	2,38,984			2,38,984	1,48,178	13,621		2,38,984
	Telecommunication	21,22,320			21,22,320	8,07,509	1,97,222		21,22,320
	Telecommunication-Grant asset	1,85,091			1,85,091	1,34,655	7,565		1,85,091
	General	5,89,494			5,89,494	4,03,133	27,954		5,89,494
10	Library Equipments								
	Grant Assets	11,45,625			11,45,625	10,14,031	19,739		11,45,625
	Own Assets	1,69,449			1,69,449	1,55,159	2,144		1,69,449
	Campus Net Working	29,01,058	53,720		29,54,778	25,38,764	83,203		29,01,058
	Furniture & Fixtures - Own	4,23,58,170			4,23,58,170	3,34,36,352	13,38,273		4,23,58,170
	Furniture & Fixtures - Grant	1,31,099			1,31,099	1,10,974	3,019		1,31,099
	Computers and Accessories-M-tech	1,56,26,247			1,56,26,247	1,40,44,753	9,48,896		1,56,26,247
	Furniture and Fixtures-M-tech	2,26,576			2,26,576	2,01,085	3,824		2,26,576
	Sports Equipments	10,03,011			10,03,011	6,79,043	64,794		10,03,011
	Sports Equipments-grant assets	4,02,990			4,02,990	3,98,495	899		4,02,990
	Office Equipments	2,30,12,925	7,96,786		2,38,09,711	1,49,98,131	13,21,737		2,38,09,711
	Office Equipments-Grant Asset	1,97,650			1,97,650	54,848	21,420		1,97,650
	CARRIED FORWARD	64,44,88,634	70,72,451	-	65,15,61,085	37,68,84,723	1,62,22,802	-	25,84,53,560
									26,76,03,911



SL NO	PARTICULARS	GROSS BLOCK			DEPRECIATION			NET BLOCK	
		AS AT 01-04-2020	ADDITIONS	DELETIONS	AS AT 31-03-2021	AS AT 01-04-2020	ADDITIONS	AS AT 31-03-2021	AS AT 31-03-2020
	BROUGHT FORWARD	64,44,88,634	70,72,451	-	65,15,61,085	37,68,84,723	1,62,22,802	25,84,53,560	26,76,03,911
19	<u>Generator</u>								
	Own Assets	18,51,579			18,51,579	17,88,064	9,527	17,97,591	63,515
	Grant Assets (Contribution)	1,06,500			1,06,500	1,03,964	380	1,04,344	2,536
20	<u>Grant Assets</u>								
	Printer	11,750			11,750	11,742	5	11,747	8
	Software MBA	53,000			53,000	52,965	21	52,986	35
21	<u>Vehicles</u>								
	Motor Van	-			-	-		-	-
	Bus	3,02,07,991			3,02,07,991	2,11,11,661	18,19,266	2,29,30,927	90,96,330
	Service Station Equipment	47,840			47,840	47,465	75	47,540	375
	Tractor	-			-	-		-	-
	Swaraj Mazda	10,45,600			10,45,600	9,55,784	17,963	9,73,747	89,816
	Bi-cycle	9,166			9,166	8,749	83	8,832	417
	Bi-cycle	16,600			16,600	16,252	70	16,322	348
	Temp Traveller	-			-	-		-	-
	TATA Indica	-			-	-		-	-
	Genio DC vehicle	5,27,524			5,27,524	4,39,020	17,701	4,56,721	88,504
	Bolero Jeep	7,63,280			7,63,280	6,35,223	25,611	6,60,834	1,28,057
	Mahindra Jeep	4,90,292			4,90,292	4,76,492	2,760	4,79,252	13,800
	Swift Cars	37,16,465			37,16,465	20,85,337	3,26,226	24,11,563	16,31,128
22	Horticulture Equipments	10,72,135			10,72,135	8,67,867	30,640	8,98,507	2,04,268
23	Internal Partition	20,94,146			20,94,146	20,19,832	14,863	20,34,695	74,314
	Total	68,65,02,502	70,72,451	-	69,35,74,953	40,75,05,140	1,84,87,993	42,59,93,133	27,89,97,362

A.C. CHANDRASHEKAR RAJU
(Hon. PRESIDENT)

K. SYAMA RAJU
(Hon. SECRETARY)

M. VENKATARAMANA RAJU
(Hon. TREASURER)

For RAO ASSOCIATES
CHARTERED ACCOUNTANTS



(G.SUDHINDRA)
Mem. No. 026171
PARTNER


Place: Bangalore
Dated: 06-01-2022

SIR M VISVESVARAYA INSTITUTE OF TECHNOLOGY (ENGG COURSE) , BENGALURU
BALANCE SHEET AS AT 31ST MARCH 2022


Particulars	Sch No.	CURRENT REPORTING PERIOD		PREVIOUS REPORTING PERIOD	
		Amount (INR)	Amount (INR)	Amount (INR)	Amount (INR)
LIABILITIES					
FUNDS					
Other Funds	A	9,11,87,846		9,25,51,895	
Balance in Income & Expenditure Account	B	1,27,94,70,200	1,37,06,58,046	1,14,83,78,844	1,24,09,30,739
OTHER LIABILITIES					
Refundable Deposits To Students	C	-		-	
Staff And Other Collections	D	17,47,019	94,79,812	17,54,363	84,54,886
Others		77,32,793		67,00,523	
INTER-UNIT BRANCH ACCOUNTS			(1,05,62,70,217)		(93,18,50,927)
TOTAL			32,38,67,642		31,75,34,699
ASSETS					
FIXED ASSETS					
Gross Block	E	70,02,30,285		69,35,74,953	
Less: Depreciation		44,23,04,466		42,59,93,133	
Net Block	F	25,79,25,819	26,11,29,185	26,75,81,820	26,75,81,820
Capital Work In Progress		32,03,366		-	
CURRENT ASSETS, LOANS AND ADVANCES					
Advance Towards Purchase Of Land	G	-		-	
Advance For Material/Equipment		-		-	
Purchase		4,67,306		5,63,083	
Staff And Other Advances	H	3,92,621		5,37,217	
Deposits	I	31,74,820		31,74,820	
Stock Of Library Books		14,99,480		18,55,854	
Income Tax Paid		1,74,320	57,08,547	1,74,320	63,05,292
Cash And Bank Balances:					
Cash And Cheques/Drafts On Hand	J	60,531		81,781	
Bank Balances		5,69,69,379	5,70,29,910	4,35,65,805	4,36,47,586
TOTAL			32,38,67,642		31,75,34,699
Significant Accounting Policies and Notes to Accounts	O				


For SRI KRISHNADEVARAYA EDUCATIONAL TRUST


A.C. CHANDRASHEKAR RAJU
 (Hon. PRESIDENT)


K. SYAMA RAJU
 (Hon. SECRETARY)

Subject to Our Report of Even Date
 FOR RAO ASSOCIATES
 CHARTERED ACCOUNTANTS
 Firm Reg No.003080S


M. VENKATARAMANA RAJU
 (Hon. TREASURER)


(G.SUDHINDRA)
 Mem. No. 026171
 PARTNER




PLACE: Bangalore
 DATE: 29-09-2022

SIR M VISVESVARAYA INSTITUTE OF TECHNOLOGY (ENGG COURSE), BENGALURU
INCOME AND EXPENDITURE ACCOUNT FOR THE YEAR ENDED 31ST MARCH 2022

Particulars	Sch. No.	CURRENT REPORTING PERIOD (INR)	PREVIOUS REPORTING PERIOD (INR)
I. INCOME:			
Tuition Fees & Other Collections From Students		33,12,99,534	32,54,61,433
Interest On Bank Deposits		19,53,161	17,75,311
Other Income	K	58,57,923	47,57,366
Depreciation on Grant Assets recouped out of Grants received		13,64,049	11,80,792
TOTAL (a)		34,04,74,667	33,31,74,902
II. EXPENDITURE:			
Employee Remuneration & Benefits	L	13,57,87,281	13,89,73,113
Institution Running And Maintenance Exp.	M	5,69,09,827	5,81,49,653
Provision for Loss in Value of Books		3,74,870	4,63,963
Depreciation and Amortisation	N	1,63,11,333	1,84,87,993
TOTAL (b)		20,93,83,311	21,60,74,722
Net Excess Of Income Over Expenditure For The Year Transferred (a) - (b) Carried Over To Balance Sheet		13,10,91,356	11,71,00,180
Significant Accounting Policies and Notes to Accounts	O		


For SRI KRISHNADEVARAYA EDUCATIONAL TRUST


A.C. CHANDRASHEKAR RAJU
 (Hon. PRESIDENT)


K. SYAMA RAJU
 (Hon. SECRETARY)

Subject to Our Report of Even Date
 for RAO ASSOCIATES
 CHARTERED ACCOUNTANTS
 Firm Reg No.003080S


M. VENKATARAMANA RAJU
 (Hon. TREASURER)


(G.SUDHINDRA)
 Mem. No. 026171
 PARTNER



PLACE: Banaglore
 DATE: 29-9-2022

SIR M VISVESVARAYA INSTITUTE OF TECHNOLOGY (ENGG COURSE) , BENGALURU
SCHEDULES FORMING PART OF BALANCE SHEET 31ST MARCH 2022

Particulars	Sch. No.	CURRENT YEAR (INR)	PREVIOUS YEAR (INR)
Other Funds:	A		
Development Fund			
Balance as on 01-04-2021		8,57,92,638	8,57,92,638
Add: Collections during the year		-	-
(A)		8,57,92,638	8,57,92,638
Capital Grant Account			
Balance as on 01-04-2021		2,31,84,544	2,00,32,372
Add: Receipts during the year		-	31,52,172
(a)		2,31,84,544	2,31,84,544
Less: Depreciation on Grant Assets			
Balance as on 01-04-2021		1,64,25,287	1,52,44,495
Depreciation recouped during the year		13,64,049	11,80,792
(b)		1,77,89,336	1,64,25,287
(B)=(a)-(b)		53,95,208	67,59,257
Total Other Funds { A + B }		9,11,87,846	9,25,51,895
Income and Expenditure Account	B		
Balance as on 01-04-2021		1,14,83,78,844	1,03,13,22,708
Add: Excess of Income over Expenditure for the year transferred from Income and Exp. Account		13,10,91,356	11,70,56,135
Balance Carried to Balance Sheet		1,27,94,70,200	1,14,83,78,844
Details for Other Liabilities:	D		
Bank Loan - Pending Disbursement To Students		27,79,185	8,18,521
Unutilised Grants		32,79,960	34,43,400
Scholarship Payable		1,02,940	8,14,954
Examination Fee Payable To University		44,146	-
Duties And Taxes (Including Tds Liability)		4,08,679	6,70,903
Sundry Creditors		1,71,340	1,27,590
Sundry Creditors for Capital expenditure		1,02,075	-
Others		8,44,467	8,25,155
TOTAL		77,32,793	67,00,523
Details of Capital work in progress:	F		
Advance For Capital Expenditure			
Powerica Ltd		26,41,121	-
Test Craft		62,245	-
Saad Telecom		5,00,000	-
TOTAL		32,03,366	-
Advances for Expenditure	G		
Indian Oil Corporation Limited		4,44,731	2,74,185
Eco Care Solutuions		22,575	22,575
SCHINDLER INDIA PVT.LTD		-	1,97,588
Geneva Power Solutions		-	68,735
TOTAL		4,67,306	5,63,083
Schedule of Deposits:	H		
BMOCC		30,000	30,000
Electricity Deposit		31,44,820	31,44,820
TOTAL		31,74,820	31,74,820
Stock of Library Books:	I		
Balance as on 01-04-2021		1,79,04,589	1,77,36,037
Add: Purchased during the year		18,497	1,68,552
Total (a)		1,79,23,086	1,79,04,589
Less: Provision towards Loss in value of Books			
Balance as on 01-04-2021		1,60,48,735	1,55,84,772
Add: Provision for the year-20%		3,74,870	4,63,963
Total (b)		1,64,23,606	1,60,48,735
Net Value (a) - (b)		14,99,480	18,55,854
Schedule for Bank Balances	J		
Balance in Savings and Current Account		5,62,22,825	3,97,15,980
Cheque in Transit		7,46,554	38,49,825
TOTAL		5,69,69,379	4,35,65,805



SIR M VISVESVARAYA INSTITUTE OF TECHNOLOGY (ENGG COURSE) . BENGALURU SCHEDULES FORMING PART OF INCOME AND EXPENDITURE ACCOUNT FOR THE YEAR ENDED 31ST MARCH 2022			
Particulars	Sch. No.	CURRENT YEAR (INR)	PREVIOUS YEAR (INR)
<u>OTHER INCOME</u>	K		
Others		58,57,923	47,57,366
TOTAL		58,57,923	47,57,366
<u>Employee Remuneration & Benefits</u>	L		
Salary to Staff		12,82,45,081	13,20,49,951
Contribution to Provident Fund		44,66,434	46,04,399
Contribution to ESI		2,44,851	6,06,107
Gratuity		21,08,437	14,81,424
Staff Welfare (Including Medical Exp)		7,22,477	2,31,232
TOTAL		13,57,87,281	13,89,73,113
<u>Institution Running and Maintenance Expenses</u>	M		
Repairs and Maintenance		89,89,754	77,91,432
Vehicle Maintenance		60,24,314	43,19,960
Inspection / Examination Expenses		4,32,947	3,90,095
Power and Water Charges		1,34,27,155	1,18,34,973
<u>Lab Consumables</u>			
Engineering College		2,76,278	1,22,406
Sports Expenses		85,078	67,424
Security Charges		53,93,128	59,54,106
Equipment Insurance		8,61,358	9,99,137
University and Affiliation Fees		90,00,291	1,28,34,198
Magazines and Journals		29,189	22,345
Horticultural Expenses		3,08,785	2,92,555
Educational Expenses		7,34,320	2,15,756
Cultural Expenses		98,358	18,46,910
Printing and Stationery		9,52,752	16,48,588
Postage & Telephone (including internet)		18,26,189	14,17,928
Legal and Professional Charges		3,27,547	12,10,947
<u>Audit Fee and Certification Charges (including GST)</u>			
Payment to Statutory Auditors		2,75,508	2,80,448
Others - Pre Audit and Review		4,00,732	5,25,915
Travelling and Conveyance		1,41,754	1,26,159
Newspaper Notification Expenses		53,76,555	35,55,487
Land Tax		2,500	36,327
Rent		14,86,800	14,86,800
COMED - K and other Membership Fee		1,86,632	2,14,952
Others		2,71,904	9,54,804
TOTAL		5,69,09,827	5,81,49,653
<u>AMORTISATION OF COST OF ASSETS</u>	N		
Depreciation on Fixed Assets		4,70,36,515	5,34,47,204
Provision in loss of value - Library Books		3,74,870	4,63,963
		4,74,11,385	5,39,11,167
Less: Depreciation on Grant Assets - absorbed out of Grants Received		(13,64,049)	(11,80,792)
		4,60,47,336	5,27,30,375




SIR M VISVESVARAYA INSTITUTE OF TECHNOLOGY (ENGG COURSE), BENGALURU
SCHEDULE OF FIXED ASSETS AS AT 31ST MARCH 2022


SCHEDULE - E										
SL NO	PARTICULARS	GROSS BLOCK			DEPRECIATION			NET BLOCK		
		AS AT 01-04-2021	ADDITIONS	DELETIONS	AS AT 31-03-2022	AS AT 01-04-2021	ADDITIONS	DELETIONS	AS AT 31-03-2022	AS AT 31-03-2021
1	Land	16,52,11,065			16,52,11,065	-	-		16,52,11,065	16,52,11,065
2	Buildings	23,68,55,359			23,68,55,359	17,83,33,183	58,55,011		5,26,67,165	5,85,22,176
3	Borewell	3,88,345			3,88,345	2,71,820	11,653		1,04,872	1,16,525
4	Electrical Installation	28,75,834			28,75,834	22,00,485	67,535		6,07,814	6,75,349
5	Indoor stadium - Own	23,33,935			23,33,935	22,99,879	6,811		27,245	34,056
6	Indoor stadium -Grant	20,00,000			20,00,000	19,70,817	5,837		23,346	29,183
7	Street light fittings	6,00,909			6,00,909	5,92,991	1,584		6,334	7,918
8	Construction Equipments	1,19,155			1,19,155	1,18,175	147		833	980
9	Laboratory Equipment									
	<u>Mechanical</u>									
	Own Assets	1,58,68,547			1,58,68,547	1,38,74,137	2,99,162		16,95,248	19,94,410
	Grant Assets (Contribution)	60,46,579	5,35,000		65,81,579	49,31,132	2,47,567		14,02,880	11,15,447
	Chemistry	13,47,451			13,47,451	11,87,415	24,005		1,36,031	1,60,036
	Physics	8,26,032			8,26,032	6,42,452	27,537		1,56,043	1,83,580
	Mathematics	98,000			98,000	93,532	670		3,798	4,468
	Civil	65,88,515			65,88,515	54,90,144	1,64,756		9,33,616	10,98,372
	Civil-Grant asset	2,34,214			2,34,214	1,63,756	10,569		59,889	70,458
	Biotechnology	1,26,52,858			1,26,52,858	1,00,29,464	3,93,509		22,29,885	26,23,394
	Biotechnology-Grant asset	56,88,599			56,88,599	18,32,746	5,78,378		32,77,475	38,55,853
	INFORMATION SCIENCE	1,35,937			1,35,937	51,267	12,701		71,969	84,670
	<u>Electrical & Electronics</u>									
	Own Assets	2,12,18,899	70,800		2,12,89,699	1,94,23,099	2,79,990		15,86,610	17,95,800
	Grant Assets (Contribution)	19,73,746	13,30,226		33,03,972	14,11,759	2,83,832		16,95,591	5,61,987
	Electrical - Grant	5,53,874			5,53,874	3,88,959	24,737		1,40,178	1,64,915
	Computer Science-Own	7,34,39,552			7,34,39,552	7,13,64,839	12,44,828		8,29,885	20,74,713
	Computer Science-Grant	29,98,570			29,98,570	29,95,908	1,597		1,065	2,662
	MBA	3,43,917			3,43,917	2,60,148	12,565		71,204	83,769
	MCA	2,38,984			2,38,984	1,61,799	11,578		65,607	77,185
	Telecommunication	21,22,320			21,22,320	10,04,731	1,67,638		9,49,951	11,17,589
	Telecommunication-Grant asset	1,85,091			1,85,091	1,42,220	6,431		36,440	42,871
	General	5,89,494			5,89,494	4,31,087	23,761		1,34,646	1,58,407
10	Library Equipments									
	Grant Assets	11,45,625			11,45,625	10,33,770	16,778		10,50,548	1,11,855
	Own Assets	1,69,449			1,69,449	1,57,303	1,822		1,59,125	12,146
11	Campus Net Working	29,54,778			29,54,778	26,21,967	66,562		2,66,249	3,32,811
12	Furniture & Fixtures - Own	4,23,58,170	1,24,279		4,24,82,449	3,47,74,625	11,56,174		65,51,650	75,83,545
13	Furniture & Fixtures - Grant	1,31,099	64,500		1,95,599	1,13,993	12,241		1,26,234	17,106
14	Computers and Accessories-M-tech	1,56,26,247	25,49,396		1,81,75,643	1,49,93,649	19,09,196		1,69,02,845	6,32,598
15	Furniture and Fixtures-M-tech	2,26,576			2,26,576	2,04,909	3,250		2,08,159	21,667
16	Sports Equipments	10,03,011	15,06,875		25,09,886	7,43,837	3,53,210		10,97,047	2,59,174
17	Sports Equipments-grant assets	4,02,990			4,02,990	3,99,394	719		4,00,113	3,596
18	Office Equipments	2,38,09,711	4,32,294		2,42,42,005	1,63,19,868	11,88,320		67,33,817	74,89,843
	Office Equipments-Grant Asset	1,97,650			1,97,650	76,268	18,207		1,03,175	1,21,382
	CARRIED FORWARD	65,15,61,085	66,13,370	-	65,81,74,455	39,31,07,525	1,44,90,868	-	40,75,98,393	25,84,53,560




SL NO	PARTICULARS	GROSS BLOCK			DEPRECIATION			NET BLOCK		
		AS AT 01-04-2021	ADDITIONS	DELETIONS	AS AT 31-03-2022	AS AT 01-04-2021	ADDITIONS	DELETIONS	AS AT 31-03-2022	AS AT 31-03-2021
	BROUGHT FORWARD	65,15,61,085	66,13,370	-	65,81,74,455	39,31,07,525	1,44,90,868	-	40,75,98,393	25,84,53,560
19	Generator	18,51,579			18,51,579	17,97,591	8,098		18,05,689	53,988
	Own Assets	1,06,500			1,06,500	1,04,344	323		1,04,667	2,156
20	Grant Assets (Contribution)									
	Printer	11,750			11,750	11,747	2		11,749	3
	Software MBA	53,000			53,000	52,986	8		52,994	14
21	Vehicles									
	Motor Van									
	Bus	3,02,07,991			3,02,07,991	2,29,30,927	14,55,413		2,43,86,340	72,77,064
	Service Station Equipment	47,840			47,840	47,540	60		47,600	300
	Tractor									
	Swaraj Mazda	10,45,600			10,45,600	9,73,747	14,371		9,88,118	71,853
	Bi-cycle	9,166			9,166	8,832	67		8,899	334
	Bi-cycle	16,600			16,600	16,322	56		16,378	278
	Temp Travellor									
	TATA Indica									
	Genio DC vehicle	5,27,524			5,27,524	4,56,721	14,161		4,70,882	70,803
	Bolero Jeep	7,63,280			7,63,280	6,60,834	20,489		6,81,323	1,02,446
	Mahindra Jeep	4,90,292			4,90,292	4,79,252	2,208		4,81,460	11,040
	Swift Cars	37,16,465			37,16,465	24,11,563	2,60,980		26,72,543	13,04,902
22	Horticulture Equipments	10,72,135			11,14,097	8,98,507	32,339		9,30,846	1,73,628
23	Internal Partition	20,94,146			20,94,146	20,34,695	11,890		20,46,585	59,451
	Total	69,35,74,953	66,55,332	-	70,02,30,285	42,59,93,133	1,63,11,333	-	44,23,04,466	26,75,81,820



A.C. CHANDRASHEKAR RAJU
(Hon. PRESIDENT)


K. SYAMA RAJU
(Hon. SECRETARY)


M. VENKATARAMANA RAJU
(Hon. TREASURER)

For RAO ASSOCIATES
CHARTERED ACCOUNTANTS


(G.SUDHINDRA)
Mem. No. 026171
PARTNER



Place: Bangalore
Dated: 29-09-2022