

# INDIAN INCOME TAX RETURN ACKNOWLEDGEMENT

[Where the data of the Return of Income in Form ITR-1 (SAHAJ), ITR-2, ITR-3, ITR-4, ITR-5, ITR-6, ITR-7 filed and verified electronically]

Assessment Year

2019-20

|   |   |                                       |                                 |                              |                |         |
|---|---|---------------------------------------|---------------------------------|------------------------------|----------------|---------|
| PERSONAL INFORMATION AND THE ACKNOWLEDGEMENT NUMBER | Name                                    |                                       |                                 | PAN                          |                |         |
|   | SRI KRISHNADEVARAYA EDUCATIONAL TRUST   |                                       |                                 | AAATS8008C                   |                |         |
|   | Flat/Door/Block No                      | Name Of Premises/Building/Village     |                                 |                              | Form Number.   |         |
|   | 16                                      | Sri Krishnadevaraya Educational Trust |                                 |                              |                |         |
|   | Road/Street/Post Office                 | Area/Locality                         |                                 |                              |                |         |
|   | Ballari Road                            | Ballari Road                          |                                 |                              | Status AOP/BOI |         |
|   | Town/City/District                      | State                                 | Pin/ZipCode                     | Filed u/s                    |                |         |
|   | Bengaluru                               | KARNATAKA                             | 560080                          | 139(1)-On or before due date |                |         |
|   | Assessing Officer Details (Ward/Circle) |                                       |                                 | CENTRAL CIRCLE 1(4). BLR     |                |         |
|   | e-filing Acknowledgement Number         |                                       |                                 | 214892731231019              |                |         |
| COMPUTATION OF INCOME AND TAX THEREON               | 1                                       | Gross total income                    |                                 |                              | 1              | 0       |
|   | 2                                       | Total Deductions under Chapter-VI-A   |                                 |                              | 2              | 0       |
|   | 3                                       | Total Income                          |                                 |                              | 3              | 0       |
|   | 3a                                      | Deemed Total Income under AMT/MAT     |                                 |                              | 3a             | 0       |
|   | 3b                                      | Current Year loss, if any             |                                 |                              | 3b             | 0       |
|   | 4                                       | Net tax payable                       |                                 |                              | 4              | 0       |
|   | 5                                       | Interest and Fee Payable              |                                 |                              | 5              | 0       |
|   | 6                                       | Total tax, interest and Fee payable   |                                 |                              | 6              | 0       |
|   | 7                                       | Taxes Paid                            | a                               | Advance Tax                  | 7a             | 0       |
|   |   |                                       | b                               | TDS                          | 7b             | 1473397 |
| c   |   |                                       | TCS                             | 7c                           | 0              |         |
| d   |   |                                       | Self Assessment Tax             | 7d                           | 0              |         |
| e   |   |                                       | Total Taxes Paid (7a+7b+7c +7d) | 7e                           | 1473397        |         |
| 8   | Tax Payable (6-7e)                      |                                       |                                 | 8                            | 0              |         |
| 9   | Refund (7e-6)                           |                                       |                                 | 9                            | 1473400        |         |
| 10  | Exempt Income                           | Agriculture                           |                                 | 10                           | 0              |         |
|   |   | Others                                |                                 |                              |                |         |

Income Tax Return submitted electronically on 23-10-2019 19:07:10 from IP address 49.206.0.62 and verified by K SYAMA RAJU having PAN ACRPK2750Q on 23-10-2019 19:07:10 from IP address 49.206.0.62 using Digital Signature Certificate (DSC)

DSC details: 2359367514460344068CN=SafeScrypt sub-CA for RCAI Class 2 2014.OU=Sub-CA,O=Sify Technologies Limited,C=IN

DO NOT SEND THIS ACKNOWLEDGEMENT TO CPC, BENGALURU



**INDEPENDENT AUDITOR'S REPORT**

**To the Members of Sri Krishnadevaraya Educational Trust**

**Opinion**

We have audited the financial statements of Sri Krishnadevaraya Educational Trust, which comprise the Balance Sheet as at March 31<sup>st</sup>2019, and the Income and Expenditure account, for the year then ended, and notes to the financial statements, including a summary of significant accounting policies.

In our opinion, the accompanying financial statements give a true and fair view of the financial position of the entity as at March 31<sup>st</sup> 2019, and of its financial performance for the year then ended in accordance with the Accounting Standards issued by the Institute of Chartered Accountants of India (ICAI).


**Basis for Opinion**

We conducted our audit in accordance with the Standards on Auditing (SAs) issued by ICAI. Our responsibilities under those standards are further described in the Auditor's Responsibilities for the Audit of the Financial Statements section of our report. We are independent of the entity in accordance with the Code of Ethics issued by ICAI and we have fulfilled our other ethical responsibilities in accordance with the Code of Ethics. We believe that the audit evidence we have obtained is sufficient and appropriate to provide a basis for our opinion.

**Responsibilities of Management and Those Charged with Governance for the Financial Statements**

Management is responsible for the preparation of these financial statements that give a true and fair view of the state of affairs, results of activities of the entity in accordance with the accounting principles generally accepted in India. This responsibility includes the design, implementation and maintenance of internal control relevant to the preparation and presentation of the financial statements that give a true and fair view and are free from material misstatement, whether due to fraud or error.

Those charged with governance are responsible for overseeing the entity's financial reporting process.






### **Auditor's Responsibilities for the Audit of the Financial Statements**

Our objectives are to obtain reasonable assurance about whether the financial statements as a whole are free from material misstatement, whether due to fraud or error, and to issue an auditor's report that includes our opinion. Reasonable assurance is a high level of assurance, but is not a guarantee that an audit conducted in accordance with SAs will always detect a material misstatement when it exists. Misstatements can arise from fraud or error and are considered material if, individually or in the aggregate, they could reasonably be expected to influence the economic decisions of users taken on the basis of these financial statements.

As part of an audit in accordance with SAs, we exercise professional judgment and maintain professional skepticism throughout the audit. We also:

- Identify and assess the risks of material misstatement of the financial statements, whether due to fraud or error, design and perform audit procedures responsive to those risks, and obtain audit evidence that is sufficient and appropriate to provide a basis for our opinion. The risk of not detecting a material misstatement resulting from fraud is higher than for one resulting from error, as fraud may involve collusion, forgery, intentional omissions, misrepresentations, or the override of internal control.
- Obtain an understanding of internal control relevant to the audit in order to design audit procedures that are appropriate in the circumstances, but not for the purpose of expressing an opinion on the effectiveness of the entity's internal control.
- Evaluate the appropriateness of accounting policies used and the reasonableness of accounting estimates and related disclosures made by management.
- Conclude on the appropriateness of management's use of the going concern basis of accounting and, based on the audit evidence obtained, whether a material uncertainty exists related to events or conditions that may cast significant doubt on the entity's ability to continue as a going concern. If we conclude that a material uncertainty exists, we are required to draw attention in our auditor's report to the related disclosures in the financial statements or, if such disclosures are inadequate, to modify our opinion. Our conclusions are based on the audit evidence obtained up to the date of our auditor's report. However, future events or conditions may cause the entity to cease to continue as a going concern.
- Evaluate the overall presentation, structure and content of the financial statements, including the disclosures, and whether the financial statements represent the underlying transactions and events in a manner that achieves fair presentation.





**RAO ASSOCIATES**  
**CHARTERED ACCOUNTANTS**

We communicate with those charged with governance regarding, among other matters, the planned scope and timing of the audit and significant audit findings, including any significant deficiencies in internal control that we identify during our audit.

We also provide those charged with governance with a statement that we have complied with relevant ethical requirements regarding independence, and to communicate with them all relationships and other matters that may reasonably be thought to bear on our independence, and where applicable, related safeguards.

From the matters communicated with those charged with governance, we determine those matters that were of most significance in the audit of the financial statements of the current period and are therefore the key audit matters. We describe these matters in our auditor's report unless law or regulation precludes public disclosure about the matter or when, in extremely rare circumstances, we determine that a matter should not be communicated in our report because the adverse consequences of doing so would reasonably be expected to outweigh the public interest benefits of such communication.

**FOR RAO ASSOCIATES**  
**CHARTERED ACCOUNTANTS**  
**(Firm No: 003080S)**

**(G. SUDHINDRA)**


**PARTNER**

**M.NO. 026171**

**BANGALORE**

**DATED: 23-09-2019**

**UDIN:19026171AAAACM4265**



**FORM NO. 10B**

[See Rule 17B]

**Audit Report under section 12A (b) of the Income-tax Act, 1961 in the case of  
charitable or religious trusts or institutions**

We have examined the balance sheet of **Sri Krishnadevaraya Educational Trust, AAATS 8008 C** [name and PAN of the trust or institution] as at 31<sup>st</sup> March 2019 and the Profit and loss account for the year ended on that date which are in agreement with the books of account maintained by the said Trust or institution.

We have obtained all the information and explanations which to the best of our knowledge and belief were necessary for the purposes of the audit. In our opinion, proper books of account have been kept by the head office and the branches of the above-named Trust visited by us so far as appears from our examination of the books, and proper Returns adequate for the purposes of audit have been received from branches not visited by us subject to the comments given below: -

1. *The amount due to/from students and Advance to Contractors and other Parties is subject to reconciliation and consequential adjustments.*

In our opinion and to the best of our information, and according to information given to us the said accounts give a true and fair view: -

- (i) in the case of the balance sheet, of the state of affairs of the above named Trust as at 31<sup>st</sup> March 2019 and
- (ii) in the case of the profit and loss account, of the profit or loss of its accounting year ending on 31<sup>st</sup> March 2019.

The prescribed particulars are annexed hereto.

Place: **Bangalore**  
Date: **23-Sep-2019**



For RAO ASSOCIATES

**G Sudhindra**

Partner, M. No. 026171

Firm reg No. 003080S

32/1, VASISHTA PARADISE, 2ND FLOOR,

1ST TEMPLE ROAD, 11TH CROSS,


MALLESWARAM

UDIN: 19026171AAACM4265

**ANNEXURE**  
**STATEMENT OF PARTICULARS**

**I. Application of income for charitable or religious purposes.**

|    |  |                    |
|----|--|--------------------|
| 1. | Amount of income of the previous year applied to charitable or religious purposes in India during that year.   | 33,41,18,917       |
| 2. | Whether the Trust has exercised the option under clause (2) of the Explanation to section 11 (1)? If so, the details of the amount of income deemed to have been applied to charitable or religious purposes in India during the previous year   | No                 |
| 3. | Amount of income accumulated or set apart for application to charitable or religious purposes, to the extent it does not exceed 15 per cent of the income derived from property held under trust wholly for such purposes.                       | Yes<br>9,71,66,955 |
| 4. | Amount of income eligible for exemption under section 11(1)(c) [Give details]  | No                 |
| 5. | Amount of income, in addition to the amount referred to in item 3 above, accumulated or set apart for specified purposes under section 11(2)   | 21,64,93,831       |
| 6. | Whether the amount of income mentioned in item 5 above has been invested or deposited in the manner laid down in section 11(2)(b)? If so, the details thereof.   | NA                 |
| 7. | Whether any part of the income in respect of which an option was exercised under clause (2) of the Explanation to section 11(1) in any earlier year is deemed to be income of the previous year under section 11(1B)? If so, the details thereof | No                 |
| 8. | Whether, during the previous year, any part of income accumulated or set apart for specified purposes under section 11(2) in any earlier year: -   |                    |
|    | (a) has been applied for purposes other than charitable or religious purposes or has ceased to be accumulated or set apart for application thereto, or   | No                 |
|    | (b) has ceased to remain invested in any security referred to in section 11(2)(b)(i) or deposited in any account referred to in section 11(2)(b)(ii) or section 11(2) (b) (iii) or   | No                 |
|    | (c) has not been utilized for purposes for which it was accumulated or set apart during the period for which it was to be accumulated or set apart, or in the year immediately following the expiry thereof? If so, the details thereof.         | No                 |



**Sch. I (6) : Income accumulated u/s 11(2) invested/deposited as per sec 11(5)**


|   | Mode of investment as per section 11(5)                                      | Amount of investment |
|---|--|----------------------|
| 1 | Deposit in Schedule Bank or Co-operative societies as per section 11(5)(iii) | 22,00,00,000         |

**II. Application or use of income or property for the benefit of persons referred to in section 13 [3]**

|    |   |                           |
|----|---|---------------------------|
| 1. | Whether any part of the income or property of the Trust was lent, or continues to be lent in the previous year to any person referred to in section 13(3) [hereinafter referred to in this Annexure as such person]? If so, give details of the amount, rate of interest charged and the nature of security, if any | No                        |
| 2. | Whether any land, building or other property of the Trust was made, or continued to be made, available for the use of any such person during the previous year? If so, give details of the property and the amount of rent or compensation charged, if any.   | No                        |
| 3. | Whether any payment was made to any such person during the previous year by way of salary, allowance or otherwise? If so, give details.   | Yes<br>As per sch. II (3) |
| 4. | Whether the services of the Trust were made available to any such person during the previous year? If so, give details thereof together with remuneration or compensation received, if any.   | No                        |
| 5. | Whether any share, security or other property was purchased by or on behalf of the Trust during the previous year from any such person? If so, give details thereof together with the consideration paid  | No                        |
| 6. | Whether any share, security or other property was sold by or on behalf of the Trust during the previous year to any such person? If so, give details thereof together with the consideration received.  | No                        |
| 7. | Whether any income or property of the Trust was diverted during the previous year in favour of any such person? If so, give details thereof together with the amount of income or value of property so diverted.  | No                        |
| 8. | Whether the income or property of the Trust was used or applied during the previous year for the benefit of any such person in any other manner? If so, give details.   | No                        |

**Sch. II (3) : Payment made to such person by way of salary allowance or otherwise**

|   | Details  | Amount paid |
|---|--|-------------|
| 1 | Hotel Accomodation to Hotel Atria-Trustee is interested    | 2,61,637    |
| 2 | Hotel Accomodation to Hotel Kanishka-Trustee is interested | 1,66,852    |
| 3 | Rent to Chamundi Hotels Pvt LTd-Trustee is interested      | 24,78,000   |

**III. Investment held at any time during the previous year(s) in concerns in which persons referred to in section 13(3) have a substantial interest.**

| Sl. No | Name and address of the concern | Where the concern is a company, Number and class of shares held | Nominal value of the investment | Income from the investment | Whether the amount in Col. 4 exceeded 5 per cent of the capital of the concern during the previous year- say, Yes/No |
|--------|---------------------------------|---|---------------------------------|----------------------------|--|
| 1      | 2                               | 3   | 4                               | 5                          | 6  |
|        |                                 |   |                                 |                            |  |
|        | Total                           |   |                                 |                            |  |

For RAO ASSOCIATES

Place: **Bangalore**  
Date: **23-Sep-2019**



*[Handwritten Signature]*  
**G Sudhindra**

Partner, M. No. 026171

Firm reg No. 003080S

32/1, VASISHTA PARADISE, 2ND FLOOR,

1ST TEMPLE ROAD, 11TH CROSS,

MALLESWARAM

UDIN: 1902617|AAAAACM4265




**SRI KRISHNADEVARAYA EDUCATIONAL TRUST, BENGALURU.**  
**MEMO OF INCOME FOR THE ASSESSMENT YEAR 2019-20**






|   |  |              |
|---|--|--------------|
| 1 | Gross Receipts as per Income and Expenditure Account                                     | 64,85,83,664 |
|   | Less: Depreciation in respect of Grant Assets credited in Income and Expenditure Account | 8,03,961     |
|   |  | 64,77,79,703 |
|   | <b><u>Less: Application of Income</u></b>  |              |
|   | <b><u>(A) Revenue Expenditure:</u></b>   |              |
|   | Revenue Expenditure (As per Income and Expenditure Account)                              | 39,21,40,778 |
|   | <b><u>Less: Expenditure not Allowable</u></b>  |              |
|   | Depreciation on Assets   | 5,69,92,688  |
|   | Provision for Loss in Value of books   | 10,99,046    |
|   |  | 5,80,91,734  |
|   |  | 33,40,49,044 |
|   | <b><u>(B) Capital Expenditure:</u></b>   |              |
|   | Purchase of Library Books during the year  | 6,85,061     |
|   | Additions to Fixed Assets - Refer Note 1 below   | 9,08,84,812  |
|   |  | 9,15,69,873  |
|   | Less: Utilisation U/s 11(2) AY 2015-16   | 9,15,00,000  |
|   |  | 69,873       |
|   | (C) 15% Net Receipts u/s 11(1)   | 9,71,66,955  |
|   | (D) Income accumulated u/s 11(2)   | 22,00,00,000 |
|   |  | 65,12,85,872 |
|   | Total Deduction restricted to  | 64,77,79,703 |
|   | Excess of Income over Expenditure for the year   | -            |
|   | Tax on above income  | -            |
|   | Less: TDS  | 14,35,397    |
|   | Refund Due   | 14,35,397    |

Notes:

|   |  |             |
|---|--|-------------|
| 1 | Additions to Fixed Assets - As per Fixed Assets Schedule                   | 6,57,47,221 |
|   | <b><u>Add (Less): Increase (Decrease) in Capital Work In progress:</u></b> |             |
|   | Balance as on 31-03-2019   | 7,44,10,785 |
|   | Less: Balance as on 31/03/2018   | 4,92,73,194 |
|   | Total Additions to Fixed Assets during the year                            | 9,08,84,812 |

For SRI KRISHNADEVARAYA EDUCATIONAL TRUST


  
(PRESIDENT)


| SRI KRISHNADEVARAYA EDUCATIONAL TRUST, BENGALURU   |         |  |                       |  |                       |
|--|---------|--|-----------------------|--|-----------------------|
| BALANCE SHEET AS AT 31ST MARCH 2019  |         |  |                       |  |                       |
|  | Sch No. | CURRENT YEAR   |                       | PREVIOUS YEAR  |                       |
|  |         | Rs.  | Rs.                   | Rs.  | Rs.                   |
| <b>I. LIABILITIES</b>  |         |  |                       |  |                       |
| <b>FUNDS</b>   |         |  |                       |  |                       |
| Trust Fund   |         | 19,00,000  |                       | 19,00,000  |                       |
| Other Funds  | A       | 14,57,82,885   |                       | 14,57,65,886   |                       |
| Balance in Income & Expenditure Account  | B       | 2,30,32,23,339   | 2,45,09,06,224        | 2,04,67,80,454   | 2,19,44,46,340        |
| <b>OTHER LIABILITIES</b>   |         |  |                       |  |                       |
| Refundable Deposits to Students  | C       | 2,10,66,762  |                       | 1,38,62,492  |                       |
| Sundry Creditors for Capital Goods   | D       | 15,000   |                       |  |                       |
| Staff and Other Collections  |         | 22,21,754  |                       | 22,70,072  |                       |
| Others   | E       | 3,90,69,087  | 6,23,72,603           | 2,93,10,175  | 4,54,42,740           |
| Total  |         |  | <b>2,51,32,78,827</b> |  | <b>2,23,98,89,079</b> |
| <b>II. ASSETS</b>  |         |  |                       |  |                       |
| <b>FIXED ASSETS</b>  |         |  |                       |  |                       |
| Gross Block  | F       | 1,27,92,97,464   |                       | 1,21,83,64,352   |                       |
| Less: Depreciation   |         | 71,70,44,940   |                       | 66,44,52,832   |                       |
| Net Block  |         | 56,22,52,524   |                       | 55,39,11,520   |                       |
| Capital Work In Progress   | G       | 7,44,10,785  | 63,66,63,309          | 4,92,73,194  | 60,31,84,714          |
| <b>CURRENT ASSETS, LOANS AND ADVANCES</b>  |         |  |                       |  |                       |
| Advance towards Purchase of Land   |         | 28,85,000  |                       | 28,85,000  |                       |
| Advance for Material/Equipment Purchase  | H       | 9,10,698   |                       | 8,16,262   |                       |
| Staff and Other Advances   |         | 1,14,20,973  |                       | 85,98,079  |                       |
| Deposits   | I       | 59,92,271  |                       | 51,15,211  |                       |
| Stock of Library Books   | J       | 43,96,184  |                       | 48,10,169  |                       |
| Income Tax Paid  |         | 7,55,22,706  | 10,11,27,832          | 8,97,63,071  | 11,19,87,791          |
| <b>Cash and Bank Balances:</b>   |         |  |                       |  |                       |
| Cash and Cheques/Drafts on Hand  |         | 2,885  |                       | 2,885  |                       |
| Cash at Bank   | K       | 1,77,54,84,801   | 1,77,54,87,686        | 1,52,47,13,688   | 1,52,47,16,573        |
| Total  |         |  | <b>2,51,32,78,827</b> |  | <b>2,23,98,89,079</b> |
| Significant Accounting Policies and Notes on account   | L       |  |                       |  |                       |
| For SRI KRISHNADEVARAYA EDUCATIONAL TRUST  |         |  |                       |  |                       |
| <br><b>A.C. CHANDRASHEKAR RAJU</b><br>Hon'PRESIDENT     |         | <br><b>K. SYAMA RAJU</b><br>Hon'SECRETARY |                       | <br><b>M. VENKATARAMANA RAJU</b><br>Hon'TREASURER |                       |
| Subject to Our Report of Even Date<br>FOR RAO ASSOCIATES<br>CHARTERED ACCOUNTANTS<br>Firm Reg No.003080S                                   |         |  |                       |  |                       |
| <br><b>(G.SUDHINDRA)</b><br>Mem. No. 026171<br>Partner. |         |   |                       | PLACE: BENGALURU<br>DATE: 23-09-2019   |                       |

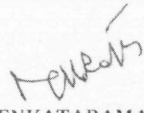
**SRI KRISHNADEVARAYA EDUCATIONAL TRUST, BENGALURU**  
**INCOME AND EXPENDITURE ACCOUNT FOR THE YEAR ENDED 31ST MARCH 2019**

| Particulars  | SCH. NO. | CURRENT YEAR<br>(Rs.) | PREVIOUS YEAR<br>(Rs.) |
|--|----------|-----------------------|------------------------|
| <b>I. INCOME:</b>  |          |                       |                        |
| Tuition Fees & other Collections from Students   |          | 52,96,22,664          | 49,97,27,034           |
| Interest on Bank Deposits  |          | 10,19,38,559          | 9,03,46,038            |
| Other Income   | M        | 1,62,18,480           | 1,72,25,829            |
| Depreciation on Grant Assets recouped out of Grants received   |          | 8,03,961              | 8,47,856               |
| <b>Total (a)</b>   |          | <b>64,85,83,664</b>   | <b>60,81,46,756</b>    |
| <b>II. EXPENDITURE:</b>  |          |                       |                        |
| Employee Remuneration & Benefits   | N        | 22,34,22,766          | 22,27,28,061           |
| Institution Running and Maintenance Exp.   | O        | 11,06,26,278          | 11,26,08,972           |
| Provision for Loss in Value of Books   | J        | 10,99,046             | 12,02,542              |
| Depreciation   | F        | 5,69,92,688           | 5,40,20,455            |
| <b>Total (b)</b>   |          | <b>39,21,40,778</b>   | <b>39,05,60,030</b>    |
| Net Excess of Income over Expenditure for the year Transferred (a) - (b) carried over to Balance Sheet |          | 25,64,42,885          | 21,75,86,727           |
| Significant Accounting Policies and Notes on Accounts  | L        |                       |                        |


For SRI KRISHNADEVARAYA EDUCATIONAL TRUST

  
**A.C. CHANDRASHEKAR RAJU**  
 Hon'PRESIDENT


  
**K. SYAMA RAJU**  
 Hon'SECRETARY

  
**M.VENKATARAMANA RAJU**  
 Hon'TREASURER

Subject to Our Report of Even Date  
 for RAO ASSOCIATES  
 CHARTERED ACCOUNTANTS  
 Firm Reg No.003080S



PLACE: BENGALURU  
 DATE: 23-09-2019

  
**(G.SUDHINDRA)**  
 Mem. No. 026171  
 Partner.


**SRI KRISHNADEVARAYA EDUCATIONAL TRUST, BENGALURU**  
**SCHEDULES FORMING PART OF BALANCE SHEET 31ST MARCH 2019**

| Particulars  | Schedule No | Current Year Rs. | Previous Year Rs. |
|--|-------------|------------------|-------------------|
| <b>Other Funds:</b>  | <b>A</b>    |                  |                   |
| <b>a. Building Fund:</b>   |             |                  |                   |
| Balance as on 01-04-2018   |             | 3,95,75,993      | 3,95,75,993       |
| Add: Collections during the year   |             | -                | -                 |
|  |             | 3,95,75,993      | 3,95,75,993       |
| <b>b. Corpus Fund:</b>   |             |                  |                   |
| Balance as on 01-04-2018   |             | 1,59,49,900      | 1,59,49,900       |
| Add: Collections during the year   |             | -                | -                 |
|  |             | 1,59,49,900      | 1,59,49,900       |
| <b>c. Development Fund</b>   |             |                  |                   |
| Balance as on 01-04-2018   |             | 8,57,92,638      | 8,57,92,638       |
| Add: Collections during the year   |             | -                | -                 |
|  |             | 8,57,92,638      | 8,57,92,638       |
| <b>d. Capital Grant Account</b>  |             |                  |                   |
| Balance as on 01-04-2018   |             | 1,80,45,972      | 1,59,35,847       |
| Add: Receipts during the year  |             | 8,20,960         | 21,10,125         |
|  |             | 1,88,66,932      | 1,80,45,972       |
| <b>Less: Depreciation on Grant Assets</b>  |             |                  |                   |
| Balance as on 01-04-2018   |             | 1,35,98,617      | 1,27,50,761       |
| Depreciation recouped during the year  |             | 8,03,961         | 8,47,856          |
|  |             | 1,44,02,578      | 1,35,98,617       |
|  |             |                  |                   |
|  |             | 44,64,354        | 44,47,355         |
|  |             |                  |                   |
| <b>Total Other Funds {a+b+c+d}</b>   |             | 14,57,82,885     | 14,57,65,886      |
| <b>Income and Expenditure Account</b>  | <b>B</b>    |                  |                   |
| Balance as on 01-04-2018   |             | 2,04,67,80,454   | 1,82,91,93,727    |
| Add: Excess of Income over Expenditure for the year transferred from Income and Exp. Account |             | 25,64,42,885     | 21,75,86,727      |
| Balance Carried to Balance Sheet   |             | 2,30,32,23,339   | 2,04,67,80,454    |
| <b>Refundable Deposits to Students:</b>  | <b>C</b>    |                  |                   |
| Caution, Lab and Library Deposit   |             | 79,959           | 17,85,959         |
| Caution Deposits - Hostel Section  |             | 1,86,53,374      | 97,20,104         |
| Transport Deposits   |             | 23,33,429        | 23,56,429         |
|  |             | 2,10,66,762      | 1,38,62,492       |




**SRI KRISHNADEVARAYA EDUCATIONAL TRUST, BENGALURU**  
**SCHEDULES FORMING PART OF BALANCE SHEET 31ST MARCH 2019**

| Sl No | Particulars                                 | Schedule No | Current Year Rs.   | Previous Year Rs.  |
|-------|---|-------------|--------------------|--------------------|
|       | <b>Sundry Creditors for capital goods</b>   | <b>D</b>    |                    |                    |
| 1     | Vardhaman Enterprises                       |             | 15,000             |                    |
|       |   |             | <b>15,000</b>      | <b>-</b>           |
|       | <b>Details for Other Liabilities:</b>       | <b>E</b>    |                    |                    |
| 1     | EMD/Security Deposits - Contractors         |             | 43,04,172          | 25,90,815          |
| 2     | Bank Loan-Pending disbursement students     |             | 5,79,085           | 5,83,825           |
| 3     | Amount Withheld - Contractors Account       |             | 30,20,752          | 30,20,752          |
| 4     | Canteen Deposit                             |             | 60,000             | 60,000             |
| 5     | Rental deposit                              |             | 80,000             | 80,000             |
| 6     | Unutilised Grants                           |             | 44,90,218          | 11,18,886          |
| 7     | Scholarship Payable                         |             | 2,11,93,580        | 1,84,25,915        |
| 8     | Examination Fee Payable to University       |             | 7,58,660           | 28,078             |
| 9     | Theory and Remuneration Payable             |             | 7,27,976           | 1,02,234           |
| 10    | Duties and Taxes (Including TDS Liability)  |             | 10,34,732          | 7,28,129           |
| 11    | Sundry Creditors                            |             | 1,23,423           | 1,16,757           |
| 12    | Others                                      |             | 5,87,852           | 4,55,680           |
| 13    | Indian Oil Corporation Limited              |             | 4,51,475           | 5,60,368           |
| 14    | Land Tax Payable                            |             | 14,38,737          | 14,38,737          |
| 15    | Rent Payable to Mrs. Pramodhadevi Wodeyar   |             | 2,18,424           | -                  |
|       |   |             | <b>3,90,69,087</b> | <b>2,93,10,175</b> |
|       | <b>Details of Capital work in progress:</b> | <b>G</b>    |                    |                    |
| 1     | Building under construction                 |             | 4,67,29,573        | 3,49,68,073        |
|       | <u>Advance for Capital Expenditure</u>      |             |                    |                    |
| 1     | Damodhar Raju - Contractor                  |             | 2,85,799           | 17,85,799          |
| 2     | Sri Rama Electricals                        |             | 4,01,188           | 4,01,188           |
| 3     | Vasanth Power Consultants                   |             | -                  | 50,000             |
| 4     | Avon medical Services                       |             | 41,625             | 41,625             |
| 5     | Cube architect                              |             | 15,20,450          | 15,20,450          |
| 6     | Tran Steel Seating Technologies Pvt Ltd     |             | 55,148             | 55,148             |
| 7     | Janardhana Raju N S                         |             | -                  | 13,46,525          |
| 8     | Add Decor                                   |             | 1,10,711           | 1,03,885           |
| 9     | Swaminathan (Building)                      |             | -                  | 17,10,000          |
| 10    | Vinyas (Hospital Arch)                      |             | 29,09,981          | 22,86,122          |
| 11    | Canara Industries                           |             | -                  | 18,24,916          |
| 12    | Panchamukhi Granites                        |             | 36,063             | 36,063             |
| 13    | M A Architects                              |             | 27,48,000          | 27,48,000          |
| 14    | Aquashine Technologies                      |             | -                  | 3,95,400           |
| 15    | Anomishere Design Company Pvt Ltd.,         |             | 57,500             | -                  |
| 16    | Nine Ball Sports                            |             | 59,913             | -                  |
| 17    | P M Construction                            |             | 6,25,783           | -                  |
| 18    | R S P Infratech                             |             | 23,00,000          | -                  |
| 19    | S R R R INFRA                               |             | 17,38,094          | -                  |
| 20    | Sri Lakshmi Venkateswara                    |             | 13,00,000          | -                  |
| 21    | Abiba Fire Doors                            |             | 27,613             | -                  |
| 22    | Arostar                                     |             | 2,45,760           | -                  |
| 23    | Mallick Granites                            |             | 2,67,255           | -                  |
| 24    | Srinivasa Steel Traders                     |             | 1,26,22,500        | -                  |
| 25    | Shell Eco Marathon                          |             | 2,44,757           | -                  |
| 26    | S T P - 200 K L D ( BROOKEFIELD)            |             | 83,072             | -                  |
|       |   |             | <b>7,44,10,785</b> | <b>4,92,73,194</b> |



**SRI KRISHNADEVARAYA EDUCATIONAL TRUST, BENGALURU**  
**SCHEDULES FORMING PART OF BALANCE SHEET 31ST MARCH 2019**


| Sl No   | Schedule No                                 | Current Year     | Previous Year    |
|---|---|------------------|------------------|
|   |   | Rs.              | Rs.              |
| <b>Advances for Expenditure</b>                       |   | <b>H</b>         |                  |
| 1   | S RAVINDRA                                  | 1,00,000         | 1,00,000         |
| 2   | Indu Gas Agencies                           | 20,424           | 24,155           |
| 3   | Sri Krishna Traders                         | 42,127           | 42,127           |
| 4   | Relyon Softech Ltd                          | -                | 82,000           |
| 5   | RS Power Control                            | -                | 27,180           |
| 6   | Indico Copier Services                      | 4,500            | 4,500            |
| 7   | Nobel Bio Care India Ltd.                   | 5,62,500         | 5,25,000         |
| 8   | Page 3 Book Shop                            | 20,765           | -                |
| 9   | Sirona Dental Systems Pvt Ltd.,             | 29,500           | -                |
| 10  | Universal Medi Systems                      | 73,677           | -                |
| 11  | Novel Tech INC.,                            | -                | 11,300           |
| 12  | Binary Systems Pvt Ltd                      | 57,205           | -                |
|   |   | <b>9,10,698</b>  | <b>8,16,262</b>  |
| <b>Schedule of Deposits:</b>                          |   | <b>I</b>         |                  |
| 1   | BMOCC                                       | 30,000           | 30,000           |
| 2   | Rent Deposit                                | 17,68,000        | 17,68,000        |
| 3   | Telephone Deposit                           | 12,668           | 12,668           |
| 4   | Electricity Deposit                         | 32,24,663        | 28,47,603        |
| 5   | Indu Gas Agencies                           | 32,400           | 32,400           |
| 6   | BESCOM (S S Nagar Building)                 | 3,84,540         | 3,84,540         |
| 7   | Secretary Village Panchayat, Sonappanahalli | 40,000           | 40,000           |
| 8   | Council of Architecture                     | 5,00,000         | -                |
| <b>TOTAL</b>  |   | <b>59,92,271</b> | <b>51,15,211</b> |
| <b>Stock of Library Books:</b>                        |   | <b>J</b>         |                  |
| Balance as on 01-04-2018                              |   | 3,01,10,977      | 2,90,31,560      |
| Add: Purchased during the year                        |   | 6,85,061         | 10,79,417        |
| Total (a)   |   | 3,07,96,038      | 3,01,10,977      |
| <u>Less: Provision towards Loss in value of Books</u> |   |                  |                  |
| Balance as on 01-04-2018                              |   | 2,53,00,808      | 2,40,98,266      |
| Add: Provision for the year-20%                       |   | 10,99,046        | 12,02,542        |
| Total (b)   |   | 2,63,99,854      | 2,53,00,808      |
| Net Value (a) - (b)                                   |   | 43,96,184        | 48,10,169        |
| <b>Schedule for Cash at Bank:</b>                     |   | <b>K</b>         |                  |
| Balance in Savings and Current Account                |   | 6,59,98,318      | 14,52,39,649     |
| Cheque in Transit                                     |   | -                | 25,00,000        |
| Balance in Fixed Deposits with Scheduled Banks        |   | 1,70,94,86,483   | 1,37,69,74,038   |
|   |   | 1,77,54,84,801   | 1,52,47,13,688   |



| <b>SRI KRISHNADEVARAYA EDUCATIONAL TRUST, BENGALURU</b>                            |                |                        |                         |
|--|----------------|------------------------|-------------------------|
| <b>SCHEDULES FORMING PART OF INCOME AND EXPENDITURE ACCOUNT FOR THE YEAR ENDED</b> |                |                        |                         |
| <b>31ST MARCH 2019</b>   |                |                        |                         |
| Particulars  | Schedule<br>No | CURRENT YEAR<br>Amount | PREVIOUS YEAR<br>Amount |
| <b><u>OTHER INCOME</u></b>   |                |                        |                         |
|  | M              |                        |                         |
| Hospital /Clinic Receipts  |                | 67,67,869              | 58,25,174               |
| Interest on IT Refund  |                | 33,43,885              | 7,80,211                |
| Others.  |                | 61,06,725              | 1,06,20,444             |
|  |                | 1,62,18,480            | 1,72,25,829             |
| <b><u>Employee Remuneration &amp; Benefits</u></b>                                 |                |                        |                         |
|  | N              |                        |                         |
| Salary to Staff  |                | 20,90,01,150           | 20,92,43,816            |
| Contribution to Provident Fund   |                | 75,98,683              | 81,70,760               |
| Contribution to ESI  |                | 41,19,372              | 10,93,986               |
| Gratuity   |                | 15,41,836              | 40,05,997               |
| Staff Welfare (Including Medical Exp)  |                | 11,61,725              | 2,13,502                |
|  |                | 22,34,22,766           | 22,27,28,061            |
| <b><u>Institution Running and Maintenance Expenses</u></b>                         |                |                        |                         |
|  | O              |                        |                         |
| Repairs and Maintenance  |                | 2,46,27,923            | 2,13,15,929             |
| Vehicle Maintenance  |                | 1,09,34,229            | 1,15,79,301             |
| Inspection / Examination Expenses  |                | 20,76,904              | 28,54,407               |
| Power and Water Charges  |                | 2,31,92,843            | 2,03,02,466             |
| <b><u>Lab Consumables</u></b>  |                |                        |                         |
| Engineering College  | 5,76,026       |                        | 12,48,112               |
| Sch. of Arch   |                |                        | 18,392                  |
| Dental College   | 46,40,914      | 52,16,940              | 41,45,393               |
| Sports Expenses  |                | 7,68,194               | 5,48,275                |
| Security Charges   |                | 68,45,914              | 61,48,144               |
| Equipment Insurance  |                | 3,11,576               | 2,53,170                |
| Clinical Facilities  |                | 16,44,360              | 32,52,000               |
| University and Affiliation Fees  |                | 97,05,859              | 71,52,425               |
| Magazines and Journals   |                | 2,23,293               | 42,61,193               |
| Horticultural Expenses   |                | 3,06,855               | 2,56,966                |
| Educational Expenses   |                | 35,36,663              | 44,66,535               |
| Cultural Expenses  |                | 48,74,154              | 55,38,438               |
| Printing and Stationery  |                | 22,42,789              | 22,18,654               |
| Postage & Telephone (including internet)   |                | 17,36,054              | 18,99,714               |
| Legal and Professional Charges   |                | 14,00,620              | 16,36,950               |
| <b><u>Audit Fee and Certification</u></b>  |                |                        |                         |
| Payment to Statutory Auditors  | 2,16,364       |                        | 2,12,400                |
| Others - Pre Audit and Review  | 8,96,800       | 11,13,164              | 13,20,350               |
| Travelling and Conveyance  |                | 5,84,328               | 7,00,799                |
| Newspaper Notification Expenses  |                | 40,11,526              | 68,42,889               |
| Land Tax   |                | 2,97,898               | 3,89,130                |
| Rent   |                | 27,75,306              | 25,94,700               |
| COMED - K and other Membership Fee   |                | 1,14,730               | 1,23,825                |
| Others   |                | 20,84,156              | 13,28,415               |
|  |                | 11,06,26,278           | 11,26,08,972            |



| Sl. No. | PARTICULARS                                  | GROSS BLOCK           |                    |                  |                       | DEPRECIATION        |                    |                  |                     | NET BLOCK           |                     |
|---------|--|-----------------------|--------------------|------------------|-----------------------|---------------------|--------------------|------------------|---------------------|---------------------|---------------------|
|         |  | AS AT<br>01-04-2018   | ADDITIONS          | DELETIONS        | AS AT<br>31-03-2019   | AS AT<br>01-04-2018 | ADDITIONS          | DELETIONS        | AS AT<br>31-03-2019 | AS AT<br>31-03-2019 | AS AT<br>31-03-2018 |
| 2       | <b>BROUGHT FORWARD</b><br>Library Equipments | 88,86,02,516          | 5,07,64,147        | -                | 93,93,66,663          | 41,11,15,016        | 3,72,97,931        | -                | 44,84,12,947        | 49,09,53,717        | 47,74,87,501        |
|         | Grant Assets                                 | 11,45,625             | -                  | -                | 11,45,625             | 9,63,489            | 27,320             | -                | 9,90,809            | 1,54,816            | 1,82,136            |
|         | Own Assets                                   | 1,69,449              | -                  | -                | 1,69,449              | 1,49,670            | 2,967              | -                | 1,52,637            | 16,812              | 19,779              |
| 3       | Campus Net Working                           | 26,30,682             | 2,70,376           | -                | 29,01,058             | 23,34,973           | 1,13,217           | -                | 24,48,190           | 4,52,868            | 2,95,709            |
| 4       | Furniture & Fixtures - Own                   | 4,46,17,449           | 7,68,179           | -                | 4,53,85,628           | 3,25,42,409         | 19,26,483          | -                | 3,44,68,892         | 1,09,16,736         | 1,20,75,040         |
|         | Furniture & Fixtures - Grant                 | 1,31,099              | -                  | -                | 1,31,099              | 1,03,245            | 4,178              | -                | 1,07,423            | 23,676              | 27,854              |
| 5       | Computer & Accessories (Includi              | 7,91,34,616           | 78,35,669          | -                | 8,69,70,285           | 7,63,42,884         | 63,76,441          | -                | 8,27,19,325         | 42,50,960           | 27,91,732           |
|         | Computer & Accessories-Grant                 | 30,98,570             | -                  | -                | 30,98,570             | 30,40,969           | 34,561             | -                | 30,75,530           | 23,040              | 57,601              |
| 6       | Sports Equipments                            | 6,71,307              | 3,31,704           | -                | 10,03,011             | 4,96,811            | 1,01,240           | -                | 5,98,051            | 4,04,960            | 1,74,496            |
|         | Sports Equipments-grant assets               | 4,02,990              | -                  | -                | 4,02,990              | 3,95,966            | 1,405              | -                | 3,97,371            | 5,619               | 7,024               |
| 7       | Office Equipments                            | 1,83,09,960           | 7,47,373           | -                | 1,90,57,333           | 1,36,15,765         | 8,16,235           | -                | 1,44,32,000         | 46,25,333           | 46,94,195           |
|         | Office Equipments -Grant                     | 46,741                | 1,97,650           | -                | 2,44,391              | 12,971              | 34,713             | -                | 47,684              | 1,96,707            | 33,770              |
| 8       | <b>Generator</b>                             |                       |                    |                  |                       |                     |                    |                  |                     |                     |                     |
|         | Own Assets                                   | 18,51,579             | -                  | -                | 18,51,579             | 17,63,669           | 13,187             | -                | 17,76,856           | 74,723              | 87,910              |
|         | Grant Assets (Contribution)                  | 1,06,500              | -                  | -                | 1,06,500              | 1,02,991            | 526                | -                | 1,03,517            | 2,983               | 3,509               |
| 9       | <b>Grant Asset</b>                           |                       |                    |                  |                       |                     |                    |                  |                     |                     |                     |
|         | Printer -Grant                               | 11,750                | -                  | -                | 11,750                | 11,702              | 29                 | -                | 11,731              | 19                  | 48                  |
|         | Software MEA -Grant                          | 53,000                | -                  | -                | 53,000                | 52,783              | 130                | -                | 52,913              | 87                  | 217                 |
| 10      | <b>Vehicles</b>                              |                       |                    |                  |                       |                     |                    |                  |                     |                     |                     |
|         | Bus  | 3,50,22,100           | -                  | 48,14,109        | 3,02,07,991           | 2,14,95,701         | 17,42,458          | 44,00,580        | 1,88,37,579         | 1,13,70,412         | 1,35,26,399         |
|         | Service Station Equipment                    | 47,840                | -                  | -                | 47,840                | 47,254              | 117                | -                | 47,371              | 469                 | 586                 |
|         | Swaraj Mazda                                 | 10,45,600             | -                  | -                | 10,45,600             | 9,05,262            | 28,068             | -                | 9,33,330            | 1,12,270            | 1,40,338            |
|         | Bi-cycle                                     | 9,166                 | -                  | -                | 9,166                 | 8,515               | 130                | -                | 8,645               | 521                 | 651                 |
|         | TVS Moped                                    | 16,600                | -                  | -                | 16,600                | 16,056              | 109                | -                | 16,165              | 435                 | 544                 |
|         | Temp Travellor                               | -                     | -                  | -                | -                     | -                   | -                  | -                | -                   | -                   | -                   |
|         | Genio DC vehicle                             | 5,27,524              | -                  | -                | 5,27,524              | 3,89,237            | 27,657             | -                | 4,16,894            | 1,10,630            | 1,38,287            |
|         | Bohero Jeep                                  | 7,63,280              | -                  | -                | 7,63,280              | 5,63,191            | 40,018             | -                | 6,03,209            | 1,60,071            | 2,00,089            |
|         | Mahindra Jeep                                | 4,90,292              | -                  | -                | 4,90,292              | 4,68,729            | 4,313              | -                | 4,73,042            | 17,250              | 21,563              |
|         | Swift Car                                    | 37,16,465             | -                  | -                | 37,16,465             | 11,67,827           | 5,09,728           | -                | 16,77,555           | 20,38,910           | 25,48,638           |
| 11      | Horticulture Equipments                      | 89,497                | -                  | -                | 89,497                | 85,839              | 549                | -                | 86,388              | 3,109               | 3,658               |
| 12      | Internal Partition                           | 20,94,146             | -                  | -                | 20,94,146             | 19,78,031           | 23,223             | -                | 20,01,254           | 92,892              | 1,16,115            |
|         | <b>CARRIED FORWARD</b>                       | <b>1,08,48,06,342</b> | <b>6,09,15,098</b> | <b>48,14,109</b> | <b>1,14,09,07,331</b> | <b>57,01,70,953</b> | <b>4,91,26,933</b> | <b>44,00,580</b> | <b>61,48,97,306</b> | <b>52,60,10,024</b> | <b>51,46,35,388</b> |






**SRI KRISHNADEVARAYA EDUCATIONAL TRUST, BENGALURU**  
**SCHEDULE OF FIXED ASSETS AS AT 31ST MARCH 2019**

**SCHEDULE - F**

| SL. No. | PARTICULARS   | GROSS BLOCK      |             |           | DEPRECIATION     |                  |             | NET BLOCK |                  |                     |
|---------|---|------------------|-------------|-----------|------------------|------------------|-------------|-----------|------------------|---------------------|
|         |   | AS AT 01-04-2018 | ADDITIONS   | DELETIONS | AS AT 31-03-2019 | AS AT 01-04-2018 | ADDITIONS   | DELETIONS | AS AT 31-03-2019 | AS AT 31-03-2018    |
|         | <b>Sri Krishnadevaraya Educational Trust</b>              |                  |             |           |                  |                  |             |           |                  |                     |
| 1       | Land At Cost  | 16,52,11,065     | -           | -         | 16,52,11,065     | -                | -           | -         | 16,52,11,065     | 16,52,11,065        |
| 2       | Buildings   | 63,62,55,621     | 4,64,70,156 | -         | 68,27,25,777     | 3,38,06,435      | -           | -         | 30,42,57,911     | 29,15,94,190        |
| 3       | Borewell  | 50,32,622        | -           | -         | 50,32,622        | 3,61,680         | -           | -         | 17,77,504        | 36,16,798           |
| 4       | Electrical Installation                                   | 58,54,307        | 11,00,000   | -         | 69,54,307        | 2,96,496         | -           | -         | 42,85,840        | 18,64,963           |
| 5       | Indoor stadium - Own                                      | 30,62,816        | -           | -         | 30,62,816        | 43,875           | -           | -         | 28,87,318        | 2,19,373            |
| 6       | Indoor stadium - Grant<br>Street light fittings and Solar | 20,00,000        | -           | -         | 20,00,000        | 11,400           | -           | -         | 19,54,401        | 56,999              |
| 7       | Power Plant   | 24,17,909        | -           | -         | 24,17,909        | 2,21,154         | -           | -         | 15,33,294        | 11,05,769           |
| 8       | Construction Equipments                                   | 1,19,155         | -           | -         | 1,19,155         | 239              | -           | -         | 1,17,799         | 1,595               |
| 9       | Office Equipment  | 6,45,766         | 1,84,994    | -         | 8,30,760         | 87,236           | -           | -         | 3,36,421         | 3,96,581            |
| 10      | Security Cabin  | 1,96,940         | -           | -         | 1,96,940         | 96,106           | -           | -         | 1,16,273         | 1,00,834            |
| 11      | Canteen Kitchen Equipments                                | 7,63,786         | -           | -         | 7,63,786         | 6,45,965         | -           | -         | 6,63,638         | 1,17,821            |
|         | <b>Sir M. Visvesvaraya Institute of Technology</b>        |                  |             |           |                  |                  |             |           |                  |                     |
| 1       | <b>Laboratory Equipment</b>                               |                  |             |           |                  |                  |             |           |                  |                     |
|         | Mechanical  | 1,47,02,334      | 3,23,771    | -         | 1,50,26,105      | 1,27,69,648      | 3,38,469    | -         | 1,31,08,117      | 19,17,988           |
|         | Own Assets  | 52,25,734        | -           | -         | 52,25,734        | 43,75,114        | 1,27,593    | -         | 45,02,707        | 7,23,027            |
|         | Grant Assets (Contribution)                               | 13,09,111        | -           | -         | 13,09,111        | 10,93,625        | 32,323      | -         | 11,25,948        | 1,83,163            |
|         | Chemistry   | 6,76,032         | 1,50,000    | -         | 8,26,032         | 5,27,104         | 44,839      | -         | 5,71,943         | 2,54,089            |
|         | Physics   | 98,000           | -           | -         | 98,000           | 90,724           | 1,091       | -         | 91,815           | 6,185               |
|         | Mathematics   | 61,11,959        | 4,08,174    | -         | 65,20,133        | 48,12,068        | 2,56,210    | -         | 50,68,278        | 14,51,856           |
|         | Civil   | 2,34,214         | -           | -         | 2,34,214         | 1,19,485         | 17,209      | -         | 1,36,694         | 97,520              |
|         | Civil-Grant asset   | 1,12,40,186      | -           | -         | 1,12,40,186      | 85,31,666        | 4,06,278    | -         | 89,37,944        | 27,08,520           |
|         | Biotechnology   | 25,42,459        | 6,23,310    | -         | 31,65,769        | 6,18,365         | 3,82,111    | -         | 10,00,476        | 19,24,094           |
|         | Biotechnology-Grant asset                                 | 67,555           | -           | -         | 67,555           | 10,133           | 8,613       | -         | 18,746           | 57,422              |
|         | INFORMATION SCIENCE                                       | 1,99,44,793      | 2,24,606    | -         | 2,01,69,399      | 1,79,07,525      | 3,39,281    | -         | 1,82,46,806      | 20,37,268           |
|         | Electrical & Electronics                                  | 25,98,755        | -           | -         | 25,98,755        | 17,17,179        | 1,32,236    | -         | 18,49,415        | 7,49,340            |
|         | Own Assets  | 2,95,874         | -           | -         | 2,95,874         | 1,62,014         | 20,079      | -         | 1,82,093         | 1,33,860            |
|         | Grant Assets (Contribution)                               | 2,75,535         | -           | -         | 2,75,535         | 2,19,581         | 8,393       | -         | 2,27,974         | 47,561              |
|         | Electrical - Grant  | 1,70,602         | -           | -         | 1,70,602         | 1,25,368         | 6,785       | -         | 1,32,153         | 55,954              |
|         | MBA   | 7,74,802         | 12,79,136   | -         | 20,53,938        | 3,14,580         | 2,60,904    | -         | 5,75,484         | 45,234              |
|         | MCA   | 1,85,091         | -           | -         | 1,85,091         | 1,15,284         | 10,471      | -         | 1,25,755         | 4,60,222            |
|         | Telecommunication   | 5,89,494         | -           | -         | 5,89,494         | 3,31,555         | 38,691      | -         | 3,70,246         | 69,807              |
|         | Telecommunication-Grant                                   | 88,86,02,516     | 5,07,64,147 | -         | 93,93,66,663     | 41,11,15,016     | 3,72,97,931 | -         | 44,84,12,909     | 53,717              |
|         | General   |                  |             |           |                  |                  |             |           | 48,809           | 2,57,939            |
|         | <b>CARRIED FORWARD</b>                                    |                  |             |           |                  |                  |             |           |                  | <b>47,74,87,501</b> |



| Sl. No. | PARTICULARS                                       | GROSS BLOCK           |                    |                  | DEPRECIATION          |                     |                    | NET BLOCK        |                     |                     |
|---------|---|-----------------------|--------------------|------------------|-----------------------|---------------------|--------------------|------------------|---------------------|---------------------|
|         |   | AS AT 01-04-2018      | ADDITIONS          | DELETIONS        | AS AT 31-03-2019      | AS AT 01-04-2018    | ADDITIONS          | DELETIONS        | AS AT 31-03-2019    | AS AT 31-03-2018    |
|         | <b>BROUGHT FORWARD</b>                            | <b>1,08,48,06,342</b> | <b>6,09,15,098</b> | <b>48,14,109</b> | <b>1,14,09,07,331</b> | <b>57,01,70,953</b> | <b>4,91,26,933</b> | <b>44,00,580</b> | <b>61,48,97,306</b> | <b>51,46,35,388</b> |
|         | <b>Krishnadevaraya College of Dental Sciences</b> |                       |                    |                  |                       |                     |                    |                  |                     |                     |
| 1       | Dental Lab Equipments                             | 7,70,05,545           | 2,17,258           | -                | 7,72,22,803           | 5,89,00,888         | 27,48,287          | -                | 6,16,49,175         | 1,81,04,657         |
| 2       | Computers   | 22,03,295             | 4,81,440           | -                | 26,84,735             | 21,71,538           | 3,07,918           | -                | 24,79,456           | 31,757              |
| 3       | Software  | 26,346                | 1,27,602           | -                | 1,53,948              | 26,076              | 7,6723             | -                | 1,02,799            | 51,149              |
| 4       | Furniture   | 63,93,806             | 1,96,706           | -                | 65,90,512             | 51,53,341           | 2,15,576           | -                | 53,68,917           | 12,40,465           |
| 5       | Office Equipments                                 | 1,12,74,345           | 7,847              | -                | 1,12,82,192           | 69,05,007           | 6,56,578           | -                | 75,61,585           | 43,69,338           |
| 6       | Internet Equipment                                | 1,45,365              | -                  | -                | 1,45,365              | 1,30,057            | 2,296              | -                | 1,32,353            | 15,308              |
| 7       | Mobile Medical Bus                                | 13,82,731             | -                  | -                | 13,82,731             | 13,57,822           | 4,982              | -                | 13,62,804           | 24,909              |
|         | <b>Other Asset (Assets transferred from KHRC)</b> |                       |                    |                  |                       |                     |                    |                  |                     |                     |
| 1       | Cots & Beds                                       | 1,09,250              | -                  | -                | 1,09,250              | 99,706              | 1,432              | -                | 1,01,138            | 9,544               |
| 2       | Hospital Furniture                                | 1,98,395              | -                  | -                | 1,98,395              | 1,77,099            | 3,194              | -                | 1,80,293            | 21,296              |
| 3       | Medical Equipment                                 | 40,72,292             | -                  | -                | 40,72,292             | 33,93,492           | 1,01,820           | -                | 34,95,312           | 6,78,800            |
| 4       | Surgical Instrument                               | 5,72,517              | -                  | -                | 5,72,517              | 4,35,563            | 20,543             | -                | 4,56,106            | 1,36,954            |
| 5       | Internet Equipment                                | 58,150                | -                  | -                | 58,150                | 39,509              | 2,796              | -                | 42,305              | 15,845              |
| 6       | Computers & Accessories                           | 82,838                | -                  | -                | 82,838                | 82,585              | 152                | -                | 82,737              | 101                 |
|         | <b>Sir MV School of Architecture</b>              |                       |                    |                  |                       |                     |                    |                  |                     |                     |
| 1       | Furniture   | 17,27,003             | 9,62,731           | -                | 26,89,734             | 3,85,282            | 3,45,668           | -                | 7,30,950            | 13,41,721           |
| 2       | Internal Partition                                | 1,09,959              | -                  | -                | 1,09,959              | 1,09,959            | 14,075             | -                | 53,660              | 70,374              |
| 3       | Office Equipments                                 | 2,59,855              | 2,12,300           | -                | 4,72,155              | 61,058              | 61,665             | -                | 1,22,723            | 1,98,797            |
| 4       | Computers & Accessories                           | 7,13,803              | 19,84,884          | -                | 26,98,687             | 5,99,595            | 12,59,455          | -                | 18,59,050           | 1,14,208            |
| 5       | Campus Net Working                                | 4,09,298              | 65,443             | -                | 4,74,741              | 1,47,348            | 65,479             | -                | 2,12,827            | 2,61,914            |
| 6       | Electrical Installations                          | -                     | 96,089             | -                | 96,089                | -                   | 9,609              | -                | 9,609               | 86,480              |
|         | <b>Hostel Section</b>                             |                       |                    |                  |                       |                     |                    |                  |                     |                     |
| 1       | Kitchen Equipments                                | 82,11,227             | 20,990             | -                | 82,32,217             | 55,13,877           | 4,07,751           | -                | 59,21,628           | 26,97,350           |
| 2       | Equipments - Ladies Hostel                        | 24,32,407             | 3,47,136           | -                | 27,79,543             | 15,66,677           | 1,81,930           | -                | 17,48,607           | 8,65,730            |
| 3       | Furniture and Fixtures                            | 1,39,25,260           | 67,607             | -                | 1,39,92,867           | 65,34,815           | 11,18,708          | -                | 76,53,523           | 73,90,445           |
| 4       | Telephone equipment                               | 20,500                | -                  | -                | 20,500                | 19,207              | 194                | -                | 19,401              | 1,293               |
| 5       | Equipment - Solar Water Heater                    | 22,23,824             | 44,090             | -                | 22,67,914             | 5,41,752            | 2,58,924           | -                | 8,00,676            | 16,82,072           |
|         | <b>TOTAL</b>                                      | <b>1,21,83,64,352</b> | <b>6,57,47,221</b> | <b>48,14,109</b> | <b>1,27,92,97,464</b> | <b>66,44,52,832</b> | <b>5,69,92,688</b> | <b>44,00,580</b> | <b>71,70,44,940</b> | <b>55,39,11,520</b> |

For RAO ASSOCIATES  
CHARTERED ACCOUNTANTS  
Firm Reg No.0030805


(G.SUDHINDRA)  
M. No. 026171  
PARTNER

PLACE: BENGALURU  
DATE: 23-09-2019

M. VENKATARAMANA RAJU  
TREASURER

K. SVAMYARAJU  
SECRETARY

A.C. CHANDRASHEKHAR RAJU  
PRESIDENT



**SRI KRISHNADEVARAYA EDUCATIONAL TRUST, BENGALURU**

**NOTES ON ACCOUNTS FORMING PART OF FINANCIAL STATEMENTS FOR THE YEAR  
ENDING 31<sup>ST</sup> MARCH 2019 AND STATEMENT OF SIGNIFICANT ACCOUNTING POLICIES -  
SCHEDULE 'L'**

**(A) NOTES ON ACCOUNTS:**

- 1) The Trust is running the following institutions:

| Sl. No | Name of the Institution                        | Courses                                  |
|--------|--|--|
| (a)    | Sir M Visveswaraya Institute of Technology     | MBA, MCA & Engineering Courses.          |
| (b)    | Sri Krishnadevaraya College of Dental Sciences | Courses in the field of Dental Sciences. |
| (c)    | Sir MV School of Architecture                  | Architect Courses                        |

- 2) Staff Advances include amounts, which are pending reconciliation/ recovery. Necessary steps are being taken to reconcile/recover the same.
- 3) Balances in respect of amounts payable to Creditors, Advance towards purchase of Land, Equipments, Building Construction and other Loans and Advances are subject to confirmation/reconciliation.
- 4) Few of the Ex-employees of the Trust have filed suits before Labor court for termination benefits and other related matters. Financial impact of such cases is not quantifiable as on date.
- 5) The figures of the previous year have been reclassified and regrouped to confirm to the current year's presentation.

**(B) STATEMENT OF SIGNIFICANT ACCOUNTING POLICIES:**

- 1) **Method of Accounting:**

The Trust follows Cash System of Accounting for all items of Income and Expenditure. In respect of Capital Items, liability is set up on crystallization of Liability.

- 2) **Fixed Assets:**

- (a) **Assets Purchased out of Own Funds:**

Fixed Assets is Valued in Books of Accounts at Cost Plus all expenses incidental to putting the Asset in to use.

- (b) **Assets Purchased out of Grant Assets:**

Fixed Assets purchased out of Grant Funds are shown in the accounts at Cost, separately as Grant Assets.



3) **Depreciation:**

- a. Depreciation on both Owned and Grant Assets, is provided in the Accounts on Written Down Value Method at the following Rates:-

| Sl.No. | Particulars             | Rate of Dep. |
|--------|-------------------------|--------------|
| 1.     | Buildings               | 10%          |
| 2.     | Laboratory Equipments   | 15%          |
| 3.     | Furniture & Fixtures    | 15%          |
| 4.     | Sports Equipments       | 20%          |
| 5.     | Office Equipments       | 15%          |
| 6.     | Generator               | 15%          |
| 7.     | Vehicles                | 20%          |
| 8.     | Kitchen Equipments      | 15%          |
| 9.     | Construction Equipments | 15%          |
| 10.    | Internal Partitions     | 20%          |
| 11.    | Computers               | 60%          |
| 12.    | Campus Net Working      | 20%          |
| 13.    | Hospital Cots and Beds. | 15%          |
| 14.    | Medical Equipments.     | 15%          |
| 15.    | Surgical Instruments.   | 15%          |
| 16.    | Street light fittings   | 20%          |
| 17.    | Electrical Installation | 10%          |

- b. Full Year Depreciation is provided in the accounts on assets put to use at any time during the year.
- c. In respect of Grant Assets, the amount of Depreciation for each year on Grant Assets is recouped out of Capital Grants Received.

4) **Capitalization of Funds:**

All Collections towards Building Fund, Corpus Fund and Development Fund is capitalized and shown under "Other Funds".

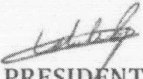
5) **Accounting of Grants:**


- a. Grants are accounted as and when they are received by the Trust.
- b. Capital Grants are shown in the accounts separately and reduced every year, to the extent of Depreciation on the assets purchased out of such grants.
- c. Revenue Grants are shown in the Income and Expenditure Account separately.




d. Unutilized Grants are shown under Current Liabilities.

For SRI KRISHNADEVARAYA EDUCATIONAL TRUST


  
PRESIDENT  
(A.C. CHANDRASHEKAR RAJU)


  
TREASURER  
(M. VENKATARAMANA RAJU)

  
SECRETARY  
(K. SYAMA RAJU)

Subject to our Report of Even Date  
For RAO ASSOCIATES  
CHARTERED ACCOUNTANTS  
(Firm No: 003080S)

BENGALURU  
DATE: 23-09-2019

  
(G.SUDHINDRA)  
PARTNER.  
Mem No. 026171



**SIR M VISVESVARAYA INSTITUTE OF TECHNOLOGY (ENGG COURSE)**

**BALANCE SHEET AS AT 31ST MARCH 2019**

|   | Sch | CURRENT YEAR |                     | PREVIOUS YEAR  |                     |
|---|-----|--------------|---------------------|----------------|---------------------|
|   |     | No.          | Rs.                 | Rs.            | Rs.                 |
| <b>I. LIABILITIES</b>                     |     |              |                     |                |                     |
| <b>FUNDS</b>                              |     |              |                     |                |                     |
| Other Funds                               | A   |              | 9,02,56,992         |                | 9,02,39,993         |
| Balance in Income & Expenditure Account   | B   |              | 91,49,29,783        | 1,00,51,86,775 | 79,49,43,997        |
|   |     |              |                     |                | 88,51,83,990        |
| <b>OTHER LIABILITIES</b>                  |     |              |                     |                |                     |
| Refundable Deposits to Students           | C   |              | 23,83,388           |                | 41,12,388           |
| Staff and Other Collections               |     |              | 19,71,008           |                | 19,82,545           |
| Others                                    | D   |              | 2,75,24,673         | 3,18,79,069    | 2,11,19,212         |
|   |     |              |                     | (70,35,08,350) | (56,86,39,151)      |
| <b>INTER-UNIT BRANCH ACCOUNTS</b>         |     |              |                     |                |                     |
| <b>Total of Liabilities</b>               |     |              | <b>33,35,57,494</b> |                | <b>34,37,58,985</b> |
| <b>II. ASSETS</b>                         |     |              |                     |                |                     |
| <b>FIXED ASSETS</b>                       |     |              |                     |                |                     |
| Gross Block                               | E   |              | 67,26,25,848        |                | 66,42,89,213        |
| Less: Depreciation                        |     |              | 38,57,05,372        |                | 36,79,12,584        |
| Net Block                                 |     |              | 28,69,20,476        |                | 29,63,76,629        |
| Capital Work In Progress                  | F   |              | 15,44,757           | 28,84,65,233   | -                   |
|   |     |              |                     |                | 29,63,76,629        |
| <b>CURRENT ASSETS, LOANS AND ADVANCES</b> |     |              |                     |                |                     |
| Advance towards Purchase of Land          |     |              | -                   |                |                     |
| Advance for Material/Equipment Purchase   | G   |              | 61,705              |                | 1,13,680            |
| Staff and Other Advances                  |     |              | 99,65,639           |                | 75,75,366           |
| Deposits                                  | H   |              | 29,32,590           |                | 25,55,530           |
| Stock of Library Books                    | I   |              | 19,89,090           |                | 21,63,328           |
| Income Tax Paid                           |     |              | 1,74,620            | 1,51,23,644    | 6,768               |
| <b>Cash and Bank Balances:</b>            |     |              |                     |                |                     |
| Cash and Cheques/Drafts on Hand           |     |              | 2,884               |                | 2,885               |
| Cash at Bank                              | J   |              | 2,99,65,733         | 2,99,68,617    | 3,49,64,799         |
|   |     |              |                     |                | 3,49,67,684         |
| <b>Total of Assets</b>                    |     |              | <b>33,35,57,494</b> |                | <b>34,37,58,985</b> |

For SRI KRISHNADEVARAYA EDUCATIONAL TRUST

*[Signature]*

A.C. CHANDRASHEKAR RAJU  
Hon'PRESIDENT

*[Signature]*

K. SYAMA RAJU  
Hon'SECRETARY

*[Signature]*

M. VENKATARAMANA RAJU  
Hon'TREASURER

Subject to Our Report of Even Date  
FOR RAO ASSOCIATES  
CHARTERED ACCOUNTANTS  
Firm Reg No.003080S



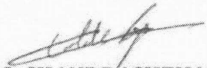
*[Signature]*  
(G.SUDHINDRA)  
Mem. No. 026171  
Partner.


PLACE: BENGALURU  
DATE: 23/09/2019

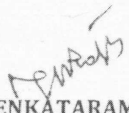
**SIR M VISVESVARAYA INSTITUTE OF TECHNOLOGY (ENGG COURSE)**  
**INCOME AND EXPENDITURE ACCOUNT FOR THE YEAR ENDED 31ST MARCH 2019**

| Particulars  | SCH. NO. | CURRENT YEAR<br>(Rs.) | PREVIOUS YEAR<br>(Rs.) |
|--|----------|-----------------------|------------------------|
| <b>I. INCOME:</b>  |          |                       |                        |
| Tuition Fees & other Collections from Students   |          | 35,45,85,260          | 33,93,31,687           |
| Interest on Bank Deposits  |          | 22,85,994             | 17,00,846              |
| Other Income   | K        | 40,46,806             | 45,88,925              |
| Depreciation on Grant Assets recouped out of Grants received   |          | 8,03,961              | 8,47,856               |
| <b>Total (a)</b>   |          | <b>36,17,22,021</b>   | <b>34,64,69,314</b>    |
| <b>II. EXPENDITURE:</b>  |          |                       |                        |
| Employee Remuneration & Benefits   | L        | 14,77,01,426          | 14,80,51,955           |
| Institution Running and Maintenance Exp.   | M        | 7,13,44,168           | 6,81,52,305            |
| Provision for Loss in Value of Books   | I        | 4,97,273              | 5,40,832               |
| Depreciation   | E        | 2,21,93,368           | 2,19,73,622            |
| <b>Total (b)</b>   |          | <b>24,17,36,235</b>   | <b>23,87,18,714</b>    |
| Net Excess of Income over Expenditure for the year Transferred (a) - (b) carried over to Balance Sheet |          | <b>11,99,85,787</b>   | <b>10,77,50,600</b>    |
| Significant Accounting Policies and Notes on Accounts  | 0        |                       |                        |


For SRI KRISHNADEVARAYA EDUCATIONAL TRUST


  
**A.C. CHANDRASHEKAR RAJU**  
 Hon'PRESIDENT

  
**K. SYAMA RAJU**  
 Hon'SECRETARY

  
**M.VENKATARAMANA RAJU**  
 Hon'TREASURER

Subject to Our Report of Even Date  
 for RAO ASSOCIATES  
 CHARTERED ACCOUNTANTS  
 Firm Reg No.003080S

  
**(G.SUDHINDRA)**  
 Mem. No. 026171  
 Partner.



PLACE: BENGALURU  
 DATE: 23/09/2019

**SIR M VISVESVARAYA INSTITUTE OF TECHNOLOGY (ENGG COURSE)**  
**SCHEDULES FORMING PART OF BALANCE SHEET 31ST MARCH 2019**

|   | Particulars  | Schedule No | Current Year Rs. | Previous Year Rs. |
|---|--|-------------|------------------|-------------------|
|   | <b>a. Development Fund</b>   | <b>A</b>    |                  |                   |
|   | Balance as on 01-04-2018   |             | 8,57,92,638      | 8,57,92,638       |
|   | Add: Collections during the year   |             | -                | -                 |
|   |  |             | 8,57,92,638      | 8,57,92,638       |
|   | <b>b. Capital Grant Account</b>  |             |                  |                   |
|   | Balance as on 01-04-2018   |             | 1,80,45,972      | 1,59,35,847       |
|   | Add: Receipts during the year  |             | 8,20,960         | 21,10,125         |
|   |  |             | 1,88,66,932      | 1,80,45,972       |
|   | <b>Less: Depreciation on Grant Assets</b>  |             |                  |                   |
|   | Balance as on 01-04-2018   |             | 1,35,98,617      | 1,27,50,761       |
|   | Depreciation recouped during the year  |             | 8,03,961         | 8,47,856          |
|   |  |             | 1,44,02,578      | 1,35,98,617       |
|   |  |             |                  |                   |
|   |  |             | 44,64,354        | 44,47,355         |
|   |  |             |                  |                   |
|   | <b>Total Other Funds {a+b+c+d}</b>   |             | 9,02,56,992      | 9,02,39,993       |
|   | <b>Income and Expenditure Account</b>  | <b>B</b>    |                  |                   |
|   | Balance as on 01-04-2018   |             | 79,49,43,997     | 68,71,93,397      |
|   | Add: Excess of Income over Expenditure for the year transferred from Income and Exp. Account |             | 11,99,85,787     | 10,77,50,600      |
|   | Balance Carried to Balance Sheet   |             | 91,49,29,783     | 79,49,43,997      |
|   | <b>Refundable Deposits to Students:</b>  | <b>C</b>    |                  |                   |
|   | Caution, Lab and Library Deposit   |             | 49,959           | 17,55,959         |
|   | Transport Deposits   |             | 23,33,429        | 23,56,429         |
|   |  |             | 23,83,388        | 41,12,388         |
| <b>SIR M VISVESVARAYA INSTITUTE OF TECHNOLOGY (ENGG COURSE)</b><br><b>SCHEDULES FORMING PART OF BALANCE SHEET 31ST MARCH 2019</b> |  |             |                  |                   |
|   | <b>Details for Other Liabilities:</b>  | <b>D</b>    |                  |                   |
|   | 1 Bank Loan-Pending disbursement students  |             | 4,83,355         | 3,68,445          |
|   | 2 Unutilised Grants  |             | 44,90,218        | 11,18,886         |
|   | 3 Scholarship Payable  |             | 2,08,43,130      | 1,83,73,465       |
|   | 4 Examination Fee Payable to University  |             | 4,67,373         | 28,078            |
|   | 5 Theory and Remuneration Payable  |             | -                | (1,13,894)        |
|   | 6 Duties and Taxes (Including TDS Liability)   |             | 4,26,432         | 4,52,107          |
|   | 7 Sundry Creditors   |             | 1,23,423         | 1,16,757          |
|   | 8 Others   |             | 2,39,266         | 2,15,000          |
|   | 9 Indian Oil Corporation Limited   |             | 4,51,475         | 5,60,368          |
|   | 10 Land Tax Payable  |             | -                | -                 |
|   |  |             | 2,75,24,673      | 2,11,19,212       |
|   | <b>Details of Capital work in progress:</b>  | <b>F</b>    |                  |                   |
|   | <b>Advance for Capital Expenditure</b>   |             |                  |                   |
|   | 1 Sri Lakshmi Venkateswara   |             | 13,00,000        |                   |
|   | 2 Shell Eco Marathon   |             | 2,44,757         |                   |
|   |  |             | 15,44,757        |                   |






**SIR M VISVESVARAYA INSTITUTE OF TECHNOLOGY (ENGG COURSE)**  
**SCHEDULES FORMING PART OF BALANCE SHEET 31ST MARCH 2019**

| Sl No                             | Schedule No                                    | Current year Rs.   | Previous year Rs.  |
|-----------------------------------|--|--------------------|--------------------|
| <b>Advances for Expenditure</b>   |  |                    |                    |
|                                   | <b>G</b>                                       |                    |                    |
| 1                                 | Indico Copier Services                         | 4,500              | 4,500              |
| 2                                 | Binary Systems Pvt Ltd                         | 57,205             | -                  |
|                                   | Relyon Softech Ltd                             | -                  | 82,000.00          |
|                                   | RS Power Control                               | -                  | 27,180.00          |
|                                   |  | <b>61,705</b>      | <b>1,13,680</b>    |
| <b>Schedule of Deposits:</b>      |  |                    |                    |
|                                   | <b>H</b>                                       |                    |                    |
| 1                                 | BMOCC  | 30,000             | 30,000             |
| 2                                 | Electricity Deposit                            | 29,02,590          | 25,25,530          |
|                                   | <b>TOTAL</b>                                   | <b>29,32,590</b>   | <b>25,55,530</b>   |
| <b>Stock of Library Books:</b>    |  |                    |                    |
|                                   | <b>I</b>                                       |                    |                    |
|                                   | Balance as on 01-04-2018                       | 1,67,13,011        | 1,60,07,026        |
|                                   | Add: Purchased during the year                 | 3,23,035           | 7,05,985           |
|                                   | Total (a)                                      | 1,70,36,046        | 1,67,13,011        |
|                                   | Less: Provision towards Loss in value of Books |                    |                    |
|                                   | Balance as on 01-04-2018                       | 1,45,49,683        | 1,40,08,851        |
|                                   | Add: Provision for the year-20%                | 4,97,273           | 5,40,832           |
|                                   | Total (b)                                      | 1,50,46,956        | 1,45,49,683        |
|                                   | Net Value (a) - (b)                            | 19,89,090          | 21,63,328          |
| <b>Schedule for Cash at Bank:</b> |  |                    |                    |
|                                   | <b>J</b>                                       |                    |                    |
|                                   | Balance in Savings and Current Account         | 2,99,65,733        | 3,24,64,799        |
|                                   | Cheque in Transit                              | -                  | 25,00,000          |
|                                   |  | <b>2,99,65,733</b> | <b>3,49,64,799</b> |




| <b>SIR M VISVESVARAYA INSTITUTE OF TECHNOLOGY (ENGG COURSE)</b>                         |             |                     |                     |
|---|-------------|---------------------|---------------------|
| <b>SCHEDULES FORMING PART OF INCOME AND EXPENDITURE ACCOUNT FOR THE YEAR ENDED 31ST</b> |             |                     |                     |
| <b>MARCH 2019</b>   |             |                     |                     |
| Particulars   | Schedule No | CURRENT YEAR        | PREVIOUS YEAR       |
|   |             | Amount              | Amount              |
| <b><u>OTHER INCOME</u></b>  | <b>K</b>    |                     |                     |
| Others.   |             | 40,46,806           | 45,88,925           |
|   |             | <u>40,46,806</u>    | <u>45,88,925</u>    |
| <b><u>Employee Remuneration &amp; Benefits</u></b>                                      | <b>L</b>    |                     |                     |
| Salary to Staff   |             | 13,65,08,718        | 13,79,45,058        |
| Contribution to Provident Fund  |             | 55,56,296           | 60,66,489           |
| Contribution to ESI   |             | 31,96,546           | 5,40,676            |
| Gratuity  |             | 14,12,374           | 35,01,720           |
| Staff Welfare (Including Medical Exp)   |             | 10,27,492           | 1,987               |
|   |             | <u>14,77,01,426</u> | <u>14,80,51,955</u> |
| <b><u>Institution Running and Maintenance Expenses</u></b>                              | <b>M</b>    |                     |                     |
| Repairs and Maintenance   |             | 1,09,60,207         | 78,94,515           |
| Vehicle Maintenance   |             | 89,03,337           | 1,04,70,470         |
| Inspection / Examination Expenses   |             | 13,58,630           | 15,94,280           |
| Power and Water Charges   |             | 1,89,05,255         | 1,64,65,992         |
| <b><u>Lab Consumables</u></b>   |             |                     |                     |
| Engineering College   | 5,69,557    |                     | 12,48,112           |
| Dental College  | -           | 5,69,557            | -                   |
| Sports Expenses   |             | 7,24,714            | 4,76,553            |
| Security Charges  |             | 55,74,374           | 52,33,859           |
| Equipment Insurance   |             | 1,66,997            | 1,64,076            |
| University and Affiliation Fees   |             | 72,40,937           | 48,68,426           |
| Magazines and Journals  |             | 1,88,261            | 1,49,416            |
| Horticultural Expenses  |             | 3,06,855            | 2,32,673            |
| Educational Expenses  |             | 30,13,450           | 36,22,749           |
| Cultural Expenses   |             | 36,19,090           | 45,99,475           |
| Printing and Stationery   |             | 17,16,369           | 14,08,366           |
| Postage & Telephone (including internet)  |             | 14,38,848           | 15,80,968           |
| Legal and Professional Charges  |             | 6,26,546            | 9,12,436            |
| <b><u>Audit Fee and Certification Charges</u></b>                                       |             |                     |                     |
| Payment to Statutory Auditors   | 1,76,177    |                     | 1,67,693            |
| Others - Pre Audit and Review   | 4,54,879    | 6,31,056            | 8,97,516            |
| Travelling and Conveyance   |             | 3,93,815            | 4,34,402            |
| Newspaper Notification Expenses   |             | 30,21,587           | 39,99,821           |
| Land Tax  |             | 17,661              | -                   |
| Rent  |             | 14,86,800           | 14,11,200           |
| COMED - K and other Membership Fee  |             | 80,591              | 80,428              |
| Others  |             | 3,99,231            | 2,38,877            |
|   |             | <u>7,13,44,168</u>  | <u>6,81,52,305</u>  |



**SIR M VISVESVARAYA INSTITUTE OF TECHNOLOGY (ENGG COURSE)**  
**SCHEDULE OF FIXED ASSETS AS AT 31ST MARCH 2019**

| SCHEDULE |   | E                   |                     | GROSS BLOCK         |                          | DEPRECIATION        |                     | NET BLOCK    |  |
|----------|---|---------------------|---------------------|---------------------|--------------------------|---------------------|---------------------|--------------|--|
|          |   | AS AT<br>01-04-2018 | AS AT<br>31-03-2019 | AS AT<br>01-04-2018 | ADDITIONS<br>(DELETIONS) | AS AT<br>31-03-2019 | AS AT<br>31-03-2018 |              |  |
| 1        | Land                                    | 16,52,11,065        | 16,52,11,065        |                     |                          | 16,52,11,065        | 16,52,11,065        |              |  |
| 2        | Buildings                               | 23,68,55,359        | 23,68,55,359        |                     |                          | 23,68,55,359        | 23,68,55,359        |              |  |
| 3        | Borewell                                | 3,88,345            | 3,88,345            |                     |                          | 3,88,345            | 3,88,345            |              |  |
| 4        | Electrical Installation                 | 28,75,834           | 28,75,834           |                     |                          | 28,75,834           | 28,75,834           |              |  |
| 5        | Indoor stadium - Own                    | 23,33,935           | 23,33,935           |                     |                          | 23,33,935           | 23,33,935           |              |  |
| 6        | Indoor stadium - Grant                  | 20,00,000           | 20,00,000           |                     |                          | 20,00,000           | 20,00,000           |              |  |
| 7        | Street light fittings                   | 6,00,909            | 6,00,909            |                     |                          | 6,00,909            | 6,00,909            |              |  |
| 8        | Construction Equipments                 | 1,19,155            | 1,19,155            |                     |                          | 1,19,155            | 1,19,155            |              |  |
| 9        | Canteen Kitchen Equipments              |                     |                     |                     |                          |                     |                     |              |  |
| 9        | <b>Laboratory Equipment</b>             |                     |                     |                     |                          |                     |                     |              |  |
|          | <b>Mechanical</b>                       |                     |                     |                     |                          |                     |                     |              |  |
|          | Own Assets                              | 1,47,02,334         | 1,50,26,105         | 1,27,69,648         | 3,38,469                 | 1,31,08,117         | 1,91,7,988          | 19,32,686    |  |
|          | Grant Assets (Contribution)             | 52,25,734           | 52,25,734           | 43,75,114           | 1,27,593                 | 45,02,707           | 7,23,027            | 8,50,620     |  |
|          | Chemistry                               | 13,09,111           | 13,09,111           | 10,93,625           | 32,323                   | 11,25,948           | 1,83,163            | 2,15,486     |  |
|          | Physics                                 | 6,76,032            | 8,26,032            | 5,27,104            | 44,839                   | 5,71,943            | 2,54,089            | 1,48,928     |  |
|          | Mathematics                             | 98,000              | 98,000              | 90,724              | 1,091                    | 91,815              | 6,185               | 7,276        |  |
|          | Civil                                   | 61,11,959           | 65,20,133           | 48,12,068           | 2,56,210                 | 50,68,278           | 14,51,856           | 12,99,892    |  |
|          | Civil-Grant asset                       | 2,34,214            | 2,34,214            | 1,19,485            | 17,209                   | 1,36,694            | 97,520              | 1,14,729     |  |
|          | Biotechnology                           | 1,12,40,186         | 1,18,63,496         | 85,31,666           | 4,99,775                 | 90,31,441           | 28,32,055           | 27,08,520    |  |
|          | Biotechnology-Grant asset               | 25,42,459           | 25,42,459           | 6,18,365            | 2,88,614                 | 9,06,979            | 16,35,480           | 19,24,094    |  |
|          | INFORMATION SCIENCE                     | 67,555              | 67,555              | 10,133              | 8,613                    | 18,746              | 48,809              | 57,422       |  |
|          | Electrical & Electronics                |                     |                     |                     |                          |                     |                     |              |  |
|          | Own Assets                              | 2,08,61,543         | 2,10,86,149         | 1,83,45,726         | 4,11,063                 | 1,87,56,789         | 23,29,360           | 25,15,817    |  |
|          | Grant Assets (Contribution)             | 14,24,005           | 14,24,005           | 11,55,657           | 40,252                   | 11,95,909           | 2,28,096            | 2,68,348     |  |
|          | Electrical - Grant                      | 5,53,874            | 5,53,874            | 2,85,337            | 40,281                   | 3,25,618            | 2,28,256            | 2,68,537     |  |
|          | Computer Science-Own                    | 6,49,90,472         | 6,49,90,472         | 6,45,28,693         | 2,77,067                 | 6,48,05,760         | 1,84,712            | 4,61,779     |  |
|          | Computer Science-Grant                  | 29,98,570           | 29,98,570           | 29,56,969           | 24,961                   | 29,81,930           | 16,640              | 41,601       |  |
|          | MBA                                     | 2,75,535            | 2,75,535            | 2,19,581            | 8,393                    | 2,27,974            | 47,561              | 55,954       |  |
|          | MCA                                     | 1,70,602            | 1,70,602            | 1,25,368            | 6,785                    | 1,32,153            | 38,449              | 45,234       |  |
|          | Telecommunication                       | 7,74,802            | 20,53,938           | 3,14,580            | 2,60,904                 | 5,75,484            | 14,78,454           | 4,60,222     |  |
|          | Telecommunication-Grant asset           | 1,85,091            | 1,85,091            | 1,15,284            | 10,471                   | 1,25,755            | 59,336              | 69,807       |  |
|          | General                                 | 5,89,494            | 5,89,494            | 3,31,555            | 38,691                   | 3,70,246            | 2,19,248            | 2,57,939     |  |
| 10       | <b>Library Equipments</b>               |                     |                     |                     |                          |                     |                     |              |  |
|          | Grant Assets                            | 11,45,625           | 11,45,625           | 9,63,489            | 27,320                   | 9,90,809            | 1,54,816            | 1,82,136     |  |
|          | Own Assets                              | 1,69,449            | 1,69,449            | 1,49,670            | 2,967                    | 1,52,637            | 16,812              | 19,779       |  |
| 11       | <b>Campus Net Working</b>               | 26,30,662           | 29,01,058           | 23,34,973           | 1,13,217                 | 24,48,190           | 4,52,868            | 2,95,709     |  |
| 12       | <b>Furniture &amp; Fixtures - Own</b>   | 4,12,13,050         | 4,19,77,025         | 3,00,77,776         | 17,84,137                | 3,18,61,913         | 1,01,10,112         | 1,11,35,274  |  |
| 13       | <b>Furniture &amp; Fixtures - Grant</b> | 1,31,099            | 1,31,099            | 1,03,245            | 4,178                    | 1,07,423            | 23,676              | 27,854       |  |
| 14       | <b>Computers and Accessories-M:tech</b> | 77,90,578           | 1,56,26,247         | 57,41,912           | 59,30,601                | 1,16,72,513         | 39,53,734           | 20,48,666    |  |
| 15       | <b>Furniture and Fixtures-M:tech</b>    | 2,26,576            | 2,26,576            | 1,91,295            | 5,292                    | 1,96,587            | 29,989              | 35,281       |  |
| 16       | <b>Sports Equipments</b>                | 6,71,307            | 10,03,011           | 4,96,811            | 1,01,240                 | 5,98,051            | 4,04,960            | 1,74,496     |  |
| 17       | <b>Sports Equipments-grant assets</b>   | 4,02,990            | 4,02,990            | 3,95,966            | 1,405                    | 3,97,371            | 5,619               | 7,024        |  |
| 18       | <b>Office Equipments</b>                | 1,76,63,708         | 1,84,11,081         | 1,27,31,875         | 8,51,881                 | 1,35,83,756         | *48,27,325          | 49,31,833    |  |
|          | Office Equipments-Grant Asset           |                     | 1,97,650            |                     | 29,648                   | 29,648              | 1,68,002            |              |  |
| 19       | <b>Generator</b>                        |                     |                     |                     |                          |                     |                     |              |  |
|          | Own Assets                              | 18,51,579           | 18,51,579           | 17,63,669           | 13,187                   | 17,76,856           | 74,723              | 87,910       |  |
|          | Grant Assets (Contribution)             | 1,06,500            | 1,06,500            | 1,02,991            | 526                      | 1,03,517            | 2,983               | 3,509        |  |
|          | <b>CARRIED FORWARD</b>                  | 61,94,19,315        | 63,25,70,059        | 34,00,18,885        | 1,97,74,979              | 35,97,93,864        | 27,27,76,195        | 27,94,00,430 |  |




| Sl. No. | PARTICULARS               | GROSS BLOCK      |             |           | DEPRECIATION     |             |             | NET BLOCK        |              |                  |
|---------|---------------------------|------------------|-------------|-----------|------------------|-------------|-------------|------------------|--------------|------------------|
|         |                           | AS AT 01-04-2018 | ADDITIONS   | DELETIONS | AS AT 31-03-2019 | ADDITIONS   | (DELETIONS) | AS AT 31-03-2019 | ADDITIONS    | AS AT 31-03-2018 |
| 20      | BROUGHT FORWARD           | 61,94,19,315     | 1,31,50,744 | -         | 63,25,70,059     | 1,97,74,979 | -           | 35,97,93,864     | 27,27,76,195 | 27,94,00,430     |
|         | Grant Assets              |                  |             |           |                  |             |             |                  |              |                  |
|         | Printer                   | 11,750           |             |           | 11,750           | 29          |             | 11,731           | 19           | 48               |
|         | Software MBA              | 53,000           |             |           | 53,000           | 130         |             | 52,913           | 87           | 217              |
| 21      | Vehicles                  |                  |             | 48,14,109 |                  |             |             |                  |              |                  |
|         | Motor Van                 | 3,50,22,100      |             |           | 3,02,07,991      | 17,42,458   | 44,00,580   | 1,88,37,579      | 1,13,70,412  | 1,35,26,399      |
|         | Bus                       | 47,840           |             |           | 47,840           | 117         |             | 47,371           | 469          | 586              |
|         | Service Station Equipment |                  |             |           |                  |             |             |                  |              |                  |
|         | Tractor                   | 10,45,600        |             |           | 10,45,600        | 28,068      |             | 9,33,330         | 1,12,270     | 1,40,338         |
|         | Swaraj Mazda              | 9,166            |             |           | 9,166            | 130         |             | 8,645            | 521          | 651              |
|         | Bi-cycle                  | 16,600           |             |           | 16,600           | 109         |             | 16,165           | 435          | 544              |
|         | Bi-cycle                  |                  |             |           |                  |             |             |                  |              |                  |
|         | Temp Travellor            |                  |             |           |                  |             |             |                  |              |                  |
|         | TATA Indica               |                  |             |           |                  |             |             |                  |              |                  |
|         | Genio DC vehicle          | 5,27,524         |             |           | 5,27,524         | 27,657      |             | 4,16,894         | 1,10,630     | 1,38,287         |
|         | Bolero jeep               | 7,63,280         |             |           | 7,63,280         | 40,018      |             | 6,03,209         | 1,60,071     | 2,00,089         |
|         | Mahindra jeep             | 4,90,292         |             |           | 4,90,292         | 4,313       |             | 4,73,042         | 17,250       | 21,563           |
|         | Swift Cars                | 37,16,465        |             |           | 37,16,465        | 5,09,728    |             | 16,77,555        | 20,38,910    | 25,48,658        |
| 22      | Horticulture Equipments   | 10,72,135        |             |           | 10,72,135        | 42,409      |             | 8,31,820         | 2,40,315     | 2,82,724         |
| 23      | Internal Partittion       | 20,94,146        |             |           | 20,94,146        | 23,223      |             | 20,01,254        | 92,892       | 1,16,115         |
|         |                           | 66,42,89,213     | 1,31,50,744 | 48,14,109 | 67,26,25,848     | 2,21,93,368 | 44,00,580   | 38,57,05,372     | 28,69,20,476 | 29,63,76,629     |

For RAO ASSOCIATES  
CHARTERED ACCOUNTANTS

Bangalore  
Dated: 23/09/2019

*[Signature]*  
SECRETARY

*[Signature]*  
TREASURER



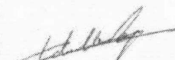
*[Signature]*  
PRESIDENT


**SIR M VISVESVARAYA INSTITUTE OF TECHNOLOGY(MCA), BANGALORE**


**BALANCE SHEET AS AT 31ST MARCH 2019**

|   | Sch<br>No. | CURRENT YEAR |                  | PREVIOUS YEAR |                  |
|---|------------|--------------|------------------|---------------|------------------|
|   |            | Rs.          | Rs.              | Rs.           | Rs.              |
| <b>I. LIABILITIES</b>                     |            |              |                  |               |                  |
| <b>FUNDS</b>                              |            |              |                  |               |                  |
| Balance in Income & Expenditure Account   | A          | 61,18,163    | 61,18,163        | 72,80,967     | 72,80,967        |
| <b>OTHER LIABILITIES</b>                  |            |              |                  |               |                  |
| Staff and Other Collections               | B          | 89,184       | 89,584           | 89,184        | 89,184           |
| Others                                    |            | 400          |                  | -             |                  |
| <b>INTER BRANCH ACCOUNTS</b>              |            |              |                  |               |                  |
| Total                                     |            |              | (33,58,209)      |               | (50,12,384)      |
|   |            |              | <b>28,49,538</b> |               | <b>23,57,768</b> |
| <b>II. ASSETS</b>                         |            |              |                  |               |                  |
| <b>FIXED ASSETS</b>                       |            |              |                  |               |                  |
| Gross Block                               | C          | 86,77,757    | 10,15,513        | 86,68,553     | 11,52,542        |
| Less: Depreciation                        |            | 76,62,244    |                  | 75,16,011     |                  |
| Net Block                                 |            | 10,15,513    |                  | 11,52,542     |                  |
| Capital Work In Progress                  |            | -            |                  | -             |                  |
| <b>CURRENT ASSETS, LOANS AND ADVANCES</b> |            |              |                  |               |                  |
| Staff and Other Advances                  | D          | 4,170        | 67,026           | 53,943        | 1,32,513         |
| Stock of Library Books                    |            | 62,856       |                  | 78,570        |                  |
| <b>Cash and Bank Balances:</b>            |            |              |                  |               |                  |
| Cash at Bank                              | E          | 17,67,000    | 17,67,000        | 10,72,714     | 10,72,714        |
| Total                                     |            |              | <b>28,49,538</b> |               | <b>23,57,768</b> |


For SRI KRISHNADEVARAYA EDUCATIONAL TRUST


  
A.C. CHANDRASHEKAR RAJU  
Hon'PRESIDENT

  
K. SYAMA RAJU  
Hon'SECRETARY

  
M. VENKATARAMANA RAJU  
Hon'TREASURER

Subject to Our Report of Even Date  
FOR RAO ASSOCIATES  
CHARTERED ACCOUNTANTS  
Firm Reg No.003080S




  
(G.SUDHINDRA)  
Mem. No. 026171  
Partner.


PLACE: BENGALURU  
DATE: 23/09/2019


**SIR M VISVESVARAYA INSTITUTE OF TECHNOLOGY(MCA), BANGALORE**  
**INCOME AND EXPENDITURE ACCOUNT FOR THE YEAR ENDED 31ST MARCH 2019**

| Particulars   | SCH. NO. | CURRENT YEAR<br>(Rs.) | PREVIOUS YEAR<br>(Rs.) |
|---|----------|-----------------------|------------------------|
| <b>I. INCOME:</b>   |          |                       |                        |
| Tuition Fees & other Collections from Students  |          | 88,15,822             | 76,31,530              |
| Interest on Bank Deposits   |          | 80,173                | 95,303                 |
| Other Income  | F        | 86,329                | 1,02,761               |
| <b>Total (a)</b>  |          | <b>89,82,324</b>      | <b>78,29,594</b>       |
| <b>II. EXPENDITURE:</b>   |          |                       |                        |
| Employee Remuneration & Benefits  | G        | 72,87,129             | 68,39,543              |
| Institution Running and Maintenance Exp.  | H        | 26,96,053             | 26,65,078              |
| Provision for Loss in Value of Books  | D        | 15,714                | 19,642                 |
| Depreciation  | C        | 1,46,233              | 1,78,232               |
| <b>Total (b)</b>  |          | <b>1,01,45,129</b>    | <b>97,02,495</b>       |
| Net Excess of Income over Expenditure for the year<br>Transferred (a) - (b) carried over to Balance Sheet |          | <b>(11,62,805)</b>    | <b>(18,72,901)</b>     |

For SRI KRISHNADEVARAYA EDUCATIONAL TRUST

  
**A.C. CHANDRASHEKAR RAJU**  
 Hon'PRESIDENT


  
**K. SYAMA RAJU**  
 Hon'SECRETARY

  
**M.VENKATARAMANA RAJU**  
 Hon'TREASURER

Subject to Our Report of Even Date  
 for RAO ASSOCIATES  
 CHARTERED ACCOUNTANTS  
 Firm Reg No.003080S




PLACE: BENGALURU  
 DATE: 23/09/2019


  
**(G.SUDHINDRA)**  
 Mem. No. 026171  
 Partner.

**SIR M VISVESVARAYA INSTITUTE OF TECHNOLOGY(MCA), BANGALORE**  
**SCHEDULES FORMING PART OF BALANCE SHEET 31ST MARCH 2019**

|   | Particulars  | Schedule No | Current Year Rs. | Previous Year Rs. |
|---|--|-------------|------------------|-------------------|
|   | <b>Income and Expenditure Account</b>  | A           |                  |                   |
|   | Balance as on 01-04-2018   |             | 72,80,967        | 91,53,868         |
|   | Add: Excess of Income over Expenditure for the year transferred from Income and Exp. Account |             | (11,62,805)      | (18,72,901)       |
|   | Balance Carried to Balance Sheet   |             | 61,18,163        | 72,80,967         |
|   | <b>Details for Other Liabilities:</b>  | B           |                  |                   |
| 1 | Others   |             | 400              | -                 |
|   |  |             | 400              | -                 |
|   | <b>Stock of Library Books:</b>   | D           |                  |                   |
|   | Balance as on 01-04-2018   |             | 6,73,400         | 6,73,400          |
|   | Add: Purchased during the year   |             | -                | -                 |
|   | Total (a)  |             | 6,73,400         | 6,73,400          |
|   | <u>Less: Provision towards Loss in value of Books</u>  |             |                  |                   |
|   | Balance as on 01-04-2018   |             | 5,94,830         | 5,75,188          |
|   | Add: Provision for the year-20%  |             | 15,714           | 19,642            |
|   | Total (b)  |             | 6,10,544         | 5,94,830          |
|   | Net Value (a) - (b)  |             | 62,856           | 78,570            |
|   | <b>Schedule for Cash at Bank:</b>  | E           |                  |                   |
|   | Balance in Savings and Current Account   |             | 17,67,000        | 10,72,714         |
|   |  |             | 17,67,000        | 10,72,714         |



| <b>SIR M VISVESVARAYA INSTITUTE OF TECHNOLOGY(MCA), BANGALORE</b>                       |                |                        |                         |
|---|----------------|------------------------|-------------------------|
| <b>SCHEDULES FORMING PART OF INCOME AND EXPENDITURE ACCOUNT FOR THE YEAR ENDED 31ST</b> |                |                        |                         |
| <b>MARCH 2019</b>   |                |                        |                         |
| Particulars   | Schedule<br>No | CURRENT YEAR<br>Amount | PREVIOUS YEAR<br>Amount |
| <b><u>OTHER INCOME</u></b>  |                |                        |                         |
|   | F              |                        |                         |
| Others.   |                | 86,329                 | 1,02,761                |
|   |                | 86,329                 | 1,02,761                |
| <b><u>Employee Remuneration &amp; Benefits</u></b>                                      |                |                        |                         |
|   | G              |                        |                         |
| Salary to Staff   |                | 68,47,577              | 65,27,244               |
| Contribution to Provident Fund  |                | 2,78,729               | 2,87,052                |
| Contribution to ESI   |                | 1,60,353               | 25,584                  |
| Staff Welfare (Including Medical Exp)   |                | 470                    | 337                     |
|   |                | 72,87,129              | 68,39,543               |
| <b><u>Institution Running and Maintenance Expenses</u></b>                              |                |                        |                         |
|   | O              |                        |                         |
| Repairs and Maintenance   |                | 4,19,091               | 3,23,930                |
| Vehicle Maintenance   |                | 3,34,603               | 4,04,510                |
| Inspection / Examination Expenses   |                | 51,045                 | 61,593                  |
| Power and Water Charges   |                | 7,10,492               | 6,36,138                |
| Sports Expenses   |                | -                      | 18,411                  |
| Security Charges  |                | 2,09,494               | 2,02,202                |
| Equipment Insurance   |                | 6,276                  | 6,339                   |
| University and Affiliation Fees   |                | 2,72,127               | 1,88,084                |
| Magazines and Journals  |                | 7,075                  | 5,772                   |
| Horticultural Expenses  |                | -                      | 8,989                   |
| Educational Expenses  |                | 1,10,094               | 1,39,959                |
| Cultural Expenses   |                | 1,37,867               | 1,77,694                |
| Printing and Stationery   |                | 64,504                 | 54,410                  |
| Postage & Telephone (including internet)  |                | 52,405                 | 61,078                  |
| Legal and Professional Charges  |                | 27,990                 | 35,251                  |
| <b><u>Audit Fee and Certification Charges</u></b>                                       |                |                        |                         |
| Payment to Statutory Auditors   | 6,621          |                        | 6,479                   |
| Others - Pre Audit and Review   | 17,095         | 23,716                 | 34,674                  |
| Travelling and Conveyance   |                | 14,800                 | 16,782                  |
| Newspaper Notification Expenses   |                | 1,13,556               | 1,54,527                |
| Rent  |                | 1,23,900               | 1,17,600                |
| COMED - K and other Membership Fee  |                | 3,029                  | 3,107                   |
| Others  |                | 13,990                 | 7,548                   |
|   |                | 26,96,053              | 26,65,078               |





**SIR M VISVESVARAYA INSTITUTE OF TECHNOLOGY(MCA), BANGALORE**  
**SCHEDULE OF FIXED ASSETS AS AT 31ST MARCH 2019**

| SCHEDULE                  | B                   |              |           |                     |                     |                 | DEPRECIATION             |                     |                     |                     | NET BLOCK           |       |
|---------------------------|---------------------|--------------|-----------|---------------------|---------------------|-----------------|--------------------------|---------------------|---------------------|---------------------|---------------------|-------|
|                           | GROSS BLOCK         |              |           | DEPRECIATION        |                     |                 | ADDITIONS                |                     | (DELETIONS)         |                     | AS AT               | AS AT |
| PARTICULARS               | AS AT<br>01-04-2018 | ADDITIONS    | DELETIONS | AS AT<br>31-03-2019 | AS AT<br>01-04-2018 | ADDITIONS       | ADDITIONS<br>(DELETIONS) | AS AT<br>31-03-2019 | AS AT<br>31-03-2019 | AS AT<br>31-03-2019 | AS AT<br>31-03-2018 |       |
| Buildings                 | 36,69,850           | -            | -         | 36,69,850           | 29,35,312           | 73,454          | -                        | 30,08,766           | 6,61,084            | 7,34,538            |                     |       |
| Electrical Installation   | 2,01,406            | -            | -         | 2,01,406            | 1,47,411            | 5,400           | -                        | 1,52,811            | 48,595              | 53,995              |                     |       |
| Computers and Accessories | 36,64,140           | -            | -         | 36,64,140           | 36,49,604           | 8,722           | -                        | 36,58,326           | 5,814               | 14,536              |                     |       |
| Furniture and Fixtures    | 9,08,194            | 9,204        | -         | 9,17,398            | 6,59,902            | 38,624          | -                        | 6,98,526            | 2,18,872            | 2,48,292            |                     |       |
| Working Capital           | 2,10,000            | -            | -         | 2,10,000            | 1,12,896            | 19,421          | -                        | 1,32,317            | 77,683              | 97,104              |                     |       |
|                           | 14,963              | -            | -         | 14,963              | 10,886              | 612             | -                        | 11,498              | 3,465               | 4,077               |                     |       |
|                           | <b>86,68,553</b>    | <b>9,204</b> | <b>-</b>  | <b>86,77,757</b>    | <b>75,16,011</b>    | <b>1,46,233</b> | <b>-</b>                 | <b>76,62,244</b>    | <b>10,15,513</b>    | <b>11,52,542</b>    |                     |       |

FOR RAO ASSOCIATES  
 CHARTERED ACCOUNTANTS


*(Signature)*  
 (G.SUDHINDRA)  
 Mem. No. 026171  
 PARTNER

Bangalore  
 Date: 23/09/2019

*(Signature)*  
 SECRETARY

*(Signature)*  
 TREASURER

*(Signature)*  
 RESIDENT

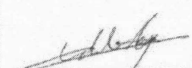



**SIR M VISVESWARAYA INSTITUTE OF TECHNOLOGY MBA**


**BALANCE SHEET AS AT 31ST MARCH 2019**

|   | Sch<br>No. | CURRENT YEAR |                  | PREVIOUS YEAR |                  |
|---|------------|--------------|------------------|---------------|------------------|
|   |            | Rs.          | Rs.              | Rs.           | Rs.              |
| <b>I. LIABILITIES</b>                     |            |              |                  |               |                  |
| <b>FUNDS</b>                              |            |              |                  |               |                  |
| Balance in Income & Expenditure Account   | A          | 3,01,21,737  | 3,01,21,737      | 2,30,02,514   | 2,30,02,514      |
| <b>OTHER LIABILITIES</b>                  |            |              |                  |               |                  |
| Staff and Other Collections               |            | 58,986       | 58,986           | 95,767        | 95,767           |
| <b>INTER BRANCH ACCOUNTS</b>              |            |              |                  |               |                  |
| Total                                     |            |              | (2,39,39,958)    |               | * (2,06,23,161)  |
|   |            |              | <b>62,40,764</b> |               | <b>24,75,120</b> |
| <b>II. ASSETS</b>                         |            |              |                  |               |                  |
| <b>FIXED ASSETS</b>                       |            |              |                  |               |                  |
| Gross Block                               | B          | 52,32,033    |                  | 52,32,033     |                  |
| Less: Depreciation                        |            | 45,27,147    |                  | 44,22,895     |                  |
| Net Block                                 |            | 7,04,886     |                  | 8,09,138      |                  |
| Capital Work In Progress                  |            | -            | 7,04,886         | -             | 8,09,138         |
| <b>CURRENT ASSETS, LOANS AND ADVANCES</b> |            |              |                  |               |                  |
| Staff and Other Advances                  |            | 53,000       |                  |               |                  |
| Stock of Library Books                    | C          | 72,071       | 1,25,071         | 90,089        | 90,089           |
| <b>Cash and Bank Balances:</b>            |            |              |                  |               |                  |
| Cash at Bank                              | D          | 54,10,807    | 54,10,807        | 15,75,893     | 15,75,893        |
| Total                                     |            |              | <b>62,40,764</b> |               | <b>24,75,120</b> |

For SRI KRISHNADEVARAYA EDUCATIONAL TRUST


  
A.C. CHANDRASHEKAR RAJU  
Hon'PRESIDENT

  
K. SYAMA RAJU  
Hon'SECRETARY

  
M. VENKATARAMANA RAJU  
Hon'TREASURER

Subject to Our Report of Even Date  
FOR RAO ASSOCIATES  
CHARTERED ACCOUNTANTS  
Firm Reg No.003080S




  
(G.SUDHINDRA)  
Mem. No. 026171  
Partner.


PLACE: BENGALURU  
DATE: 23/09/2019


**SIR M VISVESWARAYA INSTITUTE OF TECHNOLOGY MBA**  
**INCOME AND EXPENDITURE ACCOUNT FOR THE YEAR ENDED 31ST MARCH 2019**

| Particulars   | SCH. NO. | CURRENT YEAR<br>(Rs.) | PREVIOUS YEAR<br>(Rs.) |
|---|----------|-----------------------|------------------------|
| <b>I. INCOME:</b>   |          |                       |                        |
| Tuition Fees & other Collections from Students  |          | 1,73,38,993           | 1,42,13,884            |
| Interest on Bank Deposits   |          | 2,00,461              | 1,49,876               |
| Other Income  | E        | 63,920                | 842                    |
| <b>Total (a)</b>  |          | <b>1,76,03,374</b>    | <b>1,43,64,602</b>     |
| <b>II. EXPENDITURE:</b>   |          |                       |                        |
| Employee Remuneration & Benefits  | F        | 51,44,959             | 58,89,125              |
| Institution Running and Maintenance Exp.  | G        | 52,16,923             | 44,21,666              |
| Provision for Loss in Value of Books  | C        | 18,018                | 22,522                 |
| Depreciation  | B        | 1,04,252              | 1,44,916               |
| <b>Total (b)</b>  |          | <b>1,04,84,152</b>    | <b>1,04,78,229</b>     |
| Net Excess of Income over Expenditure for the year<br>Transferred (a) - (b) carried over to Balance Sheet |          | 71,19,222             | 38,86,373              |

For SRI KRISHNADEVARAYA EDUCATIONAL TRUST

  
A.C. CHANDRASHEKAR RAJU  
Hon'PRESIDENT


  
K. SYAMA RAJU  
Hon'SECRETARY

  
M.VENKATARAMANA RAJU  
Hon'TREASURER

Subject to Our Report of Even Date  
for RAO ASSOCIATES  
CHARTERED ACCOUNTANTS  
Firm Reg No.003080S




PLACE: BENGALURU  
DATE: 23/09/2019

  
(G.SUDHINDRA)  
Mem. No. 026171  
Partner.

**SIR M VISVESWARAYA INSTITUTE OF TECHNOLOGY MBA**  
**SCHEDULES FORMING PART OF BALANCE SHEET 31ST MARCH 2019**

|  | Particulars  | Schedule No | Current Year Rs. | Previous Year Rs. |
|--|--|-------------|------------------|-------------------|
|  | <b><u>Income and Expenditure Account</u></b>   | A           |                  |                   |
|  | Balance as on 01-04-2018   |             | 2,30,02,514      | 1,91,16,141       |
|  | Add: Excess of Income over Expenditure for the year transferred from Income and Exp. Account |             | 71,19,222        | 38,86,373         |
|  | Balance Carried to Balance Sheet   |             | 3,01,21,737      | 2,30,02,514       |
|  | <b><u>Stock of Library Books:</u></b>  | C           |                  |                   |
|  | Balance as on 01-04-2018   |             | 5,90,819         | 5,90,819          |
|  | Add: Purchased during the year   |             |                  |                   |
|  | Total (a)  |             | 5,90,819         | 5,90,819          |
|  | <u>Less: Provision towards Loss in value of Books</u>  |             |                  |                   |
|  | Balance as on 01-04-2018   |             | 5,00,730         | 4,78,208          |
|  | Add: Provision for the year-20%  |             | 18,018           | 22,522            |
|  | Total (b)  |             | 5,18,748         | 5,00,730          |
|  | Net Value (a) - (b)  |             | 72,071           | 90,089            |
|  | <b><u>Schedule for Cash at Bank:</u></b>   | D           |                  |                   |
|  | Balance in Savings and Current Account   |             | 54,10,807        | 15,75,893         |
|  |  |             | 54,10,807        | 15,75,893         |



| <b>SIR M VISVESWARAYA INSTITUTE OF TECHNOLOGY MBA</b>                                   |                |                        |                         |
|---|----------------|------------------------|-------------------------|
| <b>SCHEDULES FORMING PART OF INCOME AND EXPENDITURE ACCOUNT FOR THE YEAR ENDED 31ST</b> |                |                        |                         |
| <b>MARCH 2019</b>   |                |                        |                         |
| Particulars   | Schedule<br>No | CURRENT YEAR<br>Amount | PREVIOUS YEAR<br>Amount |
| <b><u>OTHER INCOME</u></b>  |                |                        |                         |
| Others.   | E              | 63,920                 | 842                     |
|   |                | 63,920                 | 842                     |
| <b><u>Employee Remuneration &amp; Benefits</u></b>                                      |                |                        |                         |
| Salary to Staff   | F              | 48,34,352              | 56,20,243               |
| Contribution to Provident Fund  |                | 1,96,781               | 2,47,165                |
| Contribution to ESI   |                | 1,13,208               | 22,029                  |
| Staff Welfare (Including Medical Exp)   |                | 618                    | 311                     |
|   |                | 51,44,959              | 58,89,125               |
| <b><u>Institution Running and Maintenance Expenses</u></b>                              |                |                        |                         |
| Repairs and Maintenance   | G              | 6,91,232               | 5,18,521                |
| Vehicle Maintenance   |                | 6,75,024               | 6,88,671                |
| Inspection / Examination Expenses   |                | 1,02,977               | 1,04,860                |
| Power and Water Charges   |                | 14,33,340              | 10,83,012               |
| Sports Expenses   |                | -                      | 31,344                  |
| Security Charges  |                | 4,22,632               | 3,44,245                |
| Equipment Insurance   |                | 12,661                 | 10,792                  |
| University and Affiliation Fees   |                | 5,48,986               | 3,20,209                |
| Magazines and Journals  |                | 14,273                 | 9,827                   |
| Horticultural Expenses  |                | -                      | 15,304                  |
| Educational Expenses  |                | 2,22,102               | 2,38,278                |
| Cultural Expenses   |                | 2,78,132               | 3,02,520                |
| Printing and Stationery   |                | 1,30,130               | 92,632                  |
| Postage & Telephone (including internet)  |                | 1,05,721               | 1,03,985                |
| Legal and Professional Charges  |                | 23,684                 | 60,013                  |
| <b><u>Audit Fee and Certification Charges</u></b>                                       |                |                        |                         |
| Payment to Statutory Auditors   | 13,357         |                        | 11,030                  |
| Others - Pre Audit and Review   | 34,488         | 47,845                 | 59,032                  |
| Travelling and Conveyance   |                | 29,858                 | 28,572                  |
| Newspaper Notification Expenses   |                | 2,29,088               | 2,63,079                |
| Rent  |                | 1,23,900               | 1,17,600                |
| COMED - K and other Membership Fee  |                | 6,110                  | 5,290                   |
| Others  |                | 1,19,229               | 12,850                  |
|   |                | 52,16,923              | 44,21,666               |



**SIR M VISVESWARAYA INSTITUTE OF TECHNOLOGY MBA  
SCHEDULE OF FIXED ASSETS AS AT 31ST MARCH 2019**

**SCHEDULE C**

| SL NO | PARTICULARS               | GROSS BLOCK         |           |           | DEPRECIATION        |                          |                     | NET BLOCK           |                     |                 |
|-------|---------------------------|---------------------|-----------|-----------|---------------------|--------------------------|---------------------|---------------------|---------------------|-----------------|
|       |                           | AS AT<br>01-04-2018 | ADDITIONS | DELETIONS | AS AT<br>31-03-2019 | ADDITIONS<br>(DELETIONS) | AS AT<br>31-03-2019 | AS AT<br>31-03-2019 | AS AT<br>31-03-2018 |                 |
| 1     | Buildings                 | 29,67,162           | -         | -         | 29,67,162           | 59,389                   | -                   | 24,32,660           | 5,34,502            | 5,93,891        |
| 2     | Electrical installation   | 1,91,239            | -         | -         | 1,91,239            | 4,841                    | -                   | 1,47,673            | 43,566              | 48,407          |
| 3     | Computers and Accessories | 16,14,931           | -         | -         | 16,14,931           | 19,994                   | -                   | 16,01,601           | 13,330              | 33,324          |
| 4     | Furniture and Fixtures    | 4,19,918            | -         | -         | 4,19,918            | 17,984                   | -                   | 3,18,010            | 1,01,908            | 1,19,892        |
| 5     | Office Equipments         | 38,783              | -         | -         | 38,783              | 2,044                    | -                   | 27,203              | 11,580              | 13,624          |
|       |                           | <b>52,32,033</b>    | <b>-</b>  | <b>-</b>  | <b>52,32,033</b>    | <b>1,04,252</b>          | <b>-</b>            | <b>45,27,147</b>    | <b>7,04,886</b>     | <b>8,09,138</b> |

For RAO ASSOCIATES  
CHARTERED ACCOUNTANTS

Bangalore

Dated: 23/09/2019

TREASURER

SECRETARY

PRESIDENT

(G.SUDHINDRA)  
Mem. No. 026171  
PARTNER

