

INDIAN INCOME TAX RETURN ACKNOWLEDGEMENT

[Where the data of the Return of Income in Form ITR-1 (SAHAJ), ITR-2, ITR-3, ITR-4, ITR-5, ITR-6, ITR-7 transmitted electronically with digital signature]

Assessment Year

2018-19

PERSONAL INFORMATION AND THE DATE OF ELECTRONIC TRANSMISSION	Name			PAN		
	SRI KRISHNADEVARAYA EDUCATIONAL TRUST			AAATS8008C		
	Flat/Door/Block No	Name Of Premises/Building/Village		Form No. which has been electronically transmitted	ITR-7	
	16	Sri Krishnadevaraya Educational Trust				
	Road/Street/Post Office	Area/Locality		Status	AOP/BOI	
	Ballari Road	Ballari Road				
	Town/City/District	State	Pin/ZipCode	Aadhaar Number/Enrollment ID		
	Bengaluru	KARNATAKA	560080			
	Designation of AO(Ward/Circle)			Original or Revised		
	CENTRAL CIRCLE 1(4)			ORIGINAL		
E-filing Acknowledgement Number			Date(DD/MM/YYYY)			
355202621291018			29-10-2018			
COMPUTATION OF INCOME AND TAX THEREON	1	Gross total income			1	0
	2	Deductions under Chapter-VI-A			2	0
	3	Total Income			3	0
	3a	Current Year loss, if any			3a	0
	4	Net tax payable			4	0
	5	Interest and Fee Payable			5	0
	6	Total tax, interest and Fee payable			6	0
	7	Taxes Paid	a	Advance Tax	7a	0
			b	TDS	7b	5498300
			c	TCS	7c	0
d			Self Assessment Tax	7d	0	
e			Total Taxes Paid (7a+7b+7c +7d)	7e	5498300	
8	Tax Payable (6-7e)			8	0	
9	Refund (7e-6)			9	5498300	
10	Exempt Income	Agriculture		10	0	
		Others				

This return has been digitally signed by K SYAMA RAJU in the capacity of SECRETARY

having PAN ACRPK2750Q from IP Address 49.206.4.72 on 29-10-2018 at BENGALURU

Dsc SI No & issuer 2359367514460344068CN=SafeScript sub-CA for RCAI Class 2 2014,OU=Sub-CA,O=Sify Technologies Limited,C=IN

DO NOT SEND THIS ACKNOWLEDGEMENT TO CPC, BENGALURU



**RAO ASSOCIATES
CHARTERED ACCOUNTANTS**

INDEPENDENT AUDITOR'S REPORT

To the Trustees,

1. Report on the Financial Statements

We have audited the accompanying financial statements of **SRI KRISHNADEVARAYA EDUCATIONAL TRUST** ("The Trust"), which comprise the Balance Sheet as at March 31, 2018, the Income Expenditure for the year ended, and a summary of significant accounting policies and other explanatory information.

2. Management's Responsibility for the Standalone Financial Statements

Management is responsible for the preparation of these financial statements. This responsibility includes the design, implement and maintenance of internal control relevant to the preparations of financial statements that are free from material misstatement, whether due to fraud or error.

3. Auditor's Responsibility

Our responsibility is to express an opinion on these financial statements based on our audit.

We have conducted our audit in accordance with the Standards on Auditing issued by Institute of Chartered Accountants of India. Those Standards require that we comply with ethical requirements and plan and perform the audit to obtain reasonable assurance about whether the financial statements are free from material misstatement.

An audit involves performing procedures to obtain audit evidence about the amounts and the disclosures in the financial statements. The procedures selected depend on the auditor's judgment, including the assessment of the risks of material misstatement of the financial statements, whether due to fraud or error. In making those risk assessments, the auditor considers internal control relevant to the Trust's preparation of the financial statements that give a true and fair view in order to design audit procedures that are appropriate in the circumstances. An audit also includes evaluating the appropriateness of the accounting policies used and the reasonableness of the accounting estimates made by the Management, as well as evaluating the overall presentation of the financial statements.

We believe that the audit evidence we have obtained is sufficient and appropriate to provide a basis for our audit opinion on the standalone financial statements.

4. Opinion:

In our opinion and to the best of our information and according to the explanations given to us, the aforesaid financial statements give a true and fair view in conformity with the accounting principles generally accepted in India, of their state of affairs as at March 31, 2018, Income and Expenditure, for the year then ended.





RAO ASSOCIATES
CHARTERED ACCOUNTANTS

AUDIT REPORT U/S 12A(b) OF THE INCOME TAX ACT, 1961, IN THE CASE OF CHARITABLE OR RELIGIOUS TRUSTS OR INSTITUTIONS.


1. We have examined the attached Balance Sheet of SRI KRISHNADEVARAYA EDUCATIONAL TRUST as at 31-3-2018 together with the Income and Expenditure Account for the year ended on that date which, are in agreement with the books of account maintained by the said trust.
2. We have obtained all the information and explanations, which to the best of our knowledge and belief were necessary for the purposes of the audit. In our opinion, proper books of account have been kept by the above named trust as far as appears from our examination of the books.
3. **The amount due to/from students and Advance to Contractors and other Parties is subject to reconciliation and consequential adjustments.**

Subject to our remarks in para 3 above, in our opinion and to the best of our information and according to the explanations given to us the said accounts give a true and fair view:

- (i) in the case of the Balance Sheet of the state of affairs of the above named trust as at 31.3.2018 and
- (ii) In the case of the Income & Expenditure Account, of the Excess of Income over Expenditure for the year ending on that date.


The prescribed particulars are annexed hereto.

For RAO ASSOCIATES
CHARTERED ACCOUNTANTS
(Firm No. 003080S)


(G.SUDHINDRA)
PARTNER.
Membership No: 026171.



Place: Bangalore
Date: 11-09-2018.



**RAO ASSOCIATES
CHARTERED ACCOUNTANTS**

5. Emphasis of Matter:


The amount due to/from students and Advance to Contractors and other Parties is subject to reconciliation and consequential adjustments.

Our Opinion is not qualified in respect of above matter.

6. Report on Other matters:


- a) We have sought and, obtained all the information and explanations, which to the best of our knowledge and belief were necessary for the purposes of our audit.
- b) In our opinion, proper books of account as required by law have been kept by the Trust so far as it appears from our examination of those books;
- c) The Balance Sheet, the Income and Expenditure Account dealt with by this Report are in agreement with the books of account;

For RAO ASSOCIATES
CHARTERED ACCOUNTANTS
(Firm No.003080S)


(G.SUDHINDRA)
PARTNER
Membership No. 026171.



Place: Bengaluru
Date: 11-09-2018.




RAO ASSOCIATES
CHARTERED ACCOUNTANTS

ANNEXURE
STATEMENT OF PARTICULARS

I. Application of Income for Charitable or Religious Purposes

Sl.No	Particulars	Remarks
1.	Amount of income of the previous year applied to Charitable or religious purposes in India during that year.	Revenue Exp.33,53,37,033 Capital Exp.4,45,00,250.00
2.	Whether the trust/institution has exercised the option under Clause (2) of the Explanation to Sec.11 (1)? If so the details of the amount of income deemed to have been applied to charitable or religious purposes in India during the previous year.	Nil
3.	Amount of income accumulated or set apart/ finally set apart for application to the extent it does not exceed 15 percent of the Income derived from property held under trust wholly/in part only for such purposes.	Rs. 9,10,94,835
4.	Amount of income eligible for exemption under Section 11(1)(c) (Give details).	NIL.
5.	Amount of income, in addition to the amount referred to in item 3 above, accumulated or set apart for specified purposes under section 11(2).	Rs.20,00,00,000
6.	Whether the amount of income mentioned in item 5 above has been invested or deposited in the manner laid down in section 11(2)(b)? If so, the details thereof.	Yes.Refer Balance Sheet
7.	Whether any part of the income in respect of which an option was exercised under clause (2) of the Explanation to section 11(1) in any earlier year is deemed to be income of the previous year under section 11(1B)? If so, the details thereof.	NIL.
8.	Whether, during the previous year, any part of income accumulated or set apart for specified purposes under section 11(2) in any earlier year -	
	a. has been applied for purposes other than charitable or religious purposes or has ceased to be accumulated or set apart for application thereto, or	NIL.
	b. has ceased to remain invested in any security referred to in section 11(2)(b)(i) or deposited in any account referred to in section 11(2)(b)(ii) or section 11(2)(b)(iii), or	NIL.
	c. has not been utilized for purposes for which it was accumulated or set apart during the period for which it was to be accumulated or set apart, or in the year immediately following the expiry thereof? If so, details thereof	NIL.





RAO ASSOCIATES
CHARTERED ACCOUNTANTS

II. Application or use of income or property for the benefit Of persons referred to in section 13(3).

Sl.No	Particulars	Remarks
1.	Whether any part of the income or property of the *trust/institution was lent, or continues to be lent, in the previous year to any person referred to in section 13(3) (hereinafter referred to in this Annex. as such person)? If so, give details of the amount, rate of interest charged and the nature of security, if any.	NIL.
2.	Whether the trust/institution has exercised the option under Clause(2) of the Explanation to Sec.11(1)? If so the details of the amount of income deemed to have been applied to charitable or religious purposes in India during the previous year.	No.
3.	Whether any land, building or other property of the *trust/institution was made, or continued to be made, available for the use of any such person during the previous year? If so, give details of the property and the amount of rent or compensation charged, if any.	NIL.
4.	Whether any payment was made to any such Person during the previous year by way of salary, allowance or otherwise? If so, give details.	Refer Annexure
5.	Whether the services of the trust/institution were made to any such person during the previous year? If so, give details thereof together with remuneration or compensation received, if any	NIL.
6.	Whether any share, security or other property was purchased by or behalf of the *trust/institution during the previous year from any such person? If so, give details thereof together with the consideration paid thereof.	NIL.
7.	Whether any share, security or other property was sold by or on behalf of the *trust/institution during the previous year to any such person? If so, give details thereof together with the consideration received.	NIL.
8.	Whether any income or property of the *trust/ institution was diverted during the previous year in favour of any such person? If so, give details thereof together with the amount of income or value of property so diverted.	NIL.
9.	Whether the income or property of the *trust/ Institution was used or applied during the Previous year for the benefit of any such person in any other manner? If so, give details.	NIL.

- Strike out whichever is not applicable.






**RAO ASSOCIATES
CHARTERED ACCOUNTANTS**

**III. Investments held at any time during the previous year(s) in
Concerns in which persons referred to in section 13(3) have
a substantial interest.**

Sl. No	Name and Address of the Concern	Where the concern is a company the number and class of shares held	Nominal Value of Investment	Income from Investment	Whether the amount in column 4 exceeded 5% of the capital of the concern during the prev. year - Say Yes / No.
		-----Nil-----			

For RAO ASSOCIATES
CHARTERED ACCOUNTANTS
Firm No.003080S


(G.SUDHINDRA)

PARTNER
Membership No. 026171.



Place: Bangalore
Date: 11-09-2018.



**RAO ASSOCIATES
CHARTERED ACCOUNTANTS**

Annexure Detailing the payments made to Persons specified under section 13(1) of the Income-tax Act, 1961 (Refer item (4) of II)

Particulars of the Concern	Relationship	Amount	Remarks
Hotel Chalukya	Concern where one of the trustees is interested.	Nil	Hotel Accommodation
Hotel Kanishka	---do---	41,672.00	Hotel Accommodation
Chamundi Hotels Pvt. Limited	---do---	23,52,000.00	Rent
Hotel Atria	---do---	50,531.00	Hotel Accommodation

For RAO ASSOCIATES
CHARTERED ACCOUNTANTS

(G.SUDHINDRA)
PARTNER
Membership No. 026171
(Firm No. 003080S)



Place: Bengaluru
Date: 11-09-2018.

SRI KRISHNADEVARAYA EDUCATIONAL TRUST, BENGALURU.

MEMO OF INCOME FOR THE ASSESSMENT YEAR 2018-2019

1	Gross Receipts as per Income and Expenditure Account		60,81,46,756
	Less: Depreciation in respect of Grant Assets credited in Income and Expenditure Account		
			<u>8,47,856</u>
			60,72,98,900
	Less: Application of Income		
	(A) Revenue Expenditure:		
	Revenue Expenditure (As per Income and Expenditure Account)	39,05,60,030	
	Less: Expenditure not Allowable		
	Depreciation on Assets	5,40,20,455	
	Provision for Loss in Value of books	12,02,542	5,52,22,997
			<u>33,53,37,033</u>
	(B) Capital Expenditure:		
	Purchase of Library Books during the year	10,79,417	
	Additions to Fixed Assets - Refer Note 1 below	4,34,20,833	
			<u>4,45,00,250</u>
	Less: Utilisation of accumulation of Income U/s 11(2) - AY 2015-16	(4,45,00,250)	
			<u>33,53,37,033</u>
	(C) 15% Net Receipts u/s 11(1)		9,10,94,835
	(D) Income accumulated u/s 11(2)		<u>20,00,00,000</u>
			<u>62,64,31,868</u>
	Total Deduction restricted to		60,72,98,900
	Excess of Income over Expenditure for the year		<u>-</u>
	Tax on above income		-
	Less: TDS		<u>53,19,762</u>
	Refund Due		53,19,762

Notes:

1	Additions to Fixed Assets - As per Fixed Assets Schedule		3,09,23,292
	Add (Less): Increase (Decrease) in Capital Work In progress:		
	Balance as on 31-03-2018	4,92,73,194	
	Less: Balance as on 01-04-2017	3,67,75,653	1,24,97,541
	Total Additions to Fixed Assets during the year		<u>4,34,20,833</u>

For SRI KRISHNADEVARAYA EDUCATIONAL TRUST

(PRESIDENT)




SRI KRISHNADEVARAYA EDUCATIONAL TRUST, BENGALURU					
BALANCE SHEET AS AT 31ST MARCH 2018					
	Sch No.	CURRENT YEAR		PREVIOUS YEAR	
		Rs.	Rs.	Rs.	Rs.
FUNDS					
Trust Fund		19,00,000		19,00,000	
Other Funds	A	14,57,65,886		14,45,03,617	
Balance in Income & Expenditure Account	B	2,04,67,80,454	2,19,44,46,340	1,82,91,93,727	1,97,55,97,344
OTHER LIABILITIES					
Refundable Deposits to Students	C	1,38,62,492		1,80,73,542	
Staff and Other Collections		22,70,072		23,44,211	
Others	D	2,93,10,175	4,54,42,740	2,16,17,719	4,20,35,472
Total			2,23,98,89,079		2,01,76,32,816
FIXED ASSETS					
Gross Block	E	1,21,83,64,352		1,19,01,81,835	
Less: Depreciation		66,44,52,832		61,25,12,614	
Net Block		55,39,11,520		57,76,69,222	
Capital Work In Progress	F	4,92,73,194	60,31,84,714	3,67,75,653	61,44,44,875
CURRENT ASSETS, LOANS AND ADVANCES					
Advance towards Purchase of Land		28,85,000		28,85,000	
Advance for Material/Equipment Purchase	G	8,16,262		6,61,303	
Staff and Other Advances		85,98,079		83,23,363	
Deposits	H	51,15,211		47,81,846	
Stock of Library Books	I	48,10,169		49,33,294	
Income Tax Paid		8,97,63,071	11,19,87,791	9,06,85,018	11,22,69,824
Cash and Bank Balances:					
Cash and Cheques/Drafts on Hand		2,885		1,78,744	
Cash at Bank	J	1,52,47,13,688	1,52,47,16,573	1,29,07,39,374	1,29,09,18,117
Total			2,23,98,89,079		2,01,76,32,816
Significant Accounting Policies and Notes on account	O				


For SRI KRISHNADEVARAYA EDUCATIONAL TRUST



A.C. CHANDRASHEKAR RAJU
Hon'PRESIDENT


K. SYAMA RAJU
Hon'SECRETARY


M. VENKATARAMANA RAJU
Hon'TREASURER

Subject to Our Report of Even Date
FOR RAO ASSOCIATES
CHARTERED ACCOUNTANTS
Firm Reg No.003080S


(G.SUDHINDRA)
Mem. No. 026171
Partner.




PLACE: BENGALURU
DATE: 11-9-2018

SRI KRISHNADEVARAYA EDUCATIONAL TRUST, BENGALURU**INCOME AND EXPENDITURE ACCOUNT FOR THE YEAR ENDED 31ST MARCH 2018**

Particulars	SCH.	CURRENT YEAR (Rs.)	PREVIOUS YEAR (Rs.)
I. INCOME:			
Tuition Fees & other Collections from Students		49,97,27,034	50,61,29,947
Interest on Bank Deposits		9,03,46,038	9,36,72,563
Other Income	K	1,72,25,829	1,75,07,257
Depreciation on Grant Assets recouped out of Grants received		8,47,856	7,41,760
Total (a)		60,81,46,756	61,80,51,527
II. EXPENDITURE:			
Employee Remuneration & Bene its	L	22,27,28,061	21,56,14,825
Institution Running and Maintenance Exp.	M	11,26,08,972	9,52,10,478
Provision for Loss in Value of Books	I	12,02,542	12,33,323
Depreciation	E	5,40,20,455	5,58,92,901
Total (b)		39,05,60,030	36,79,51,527
Net Excess of Income over Expenditure for the year Transferred (a) - (b) carried over to Balance Sheet		21,75,86,727	25,00,99,999
Signi icant Accounting Policies and Notes on Accounts	0		

For SRI KRISHNADEVARAYA EDUCATIONAL TRUST



A.C. CHANDRASHEKAR RAJU
Hon'PRESIDENT



K. SYAMA RAJU
Hon'SECRETARY


M.VENKATARAMANA RAJU
Hon'TREASURER

Subject to Our Report of Even Date
for RAO ASSOCIATES
CHARTERED ACCOUNTANTS
Firm Reg No.003080S

PLACE: BENGALURU
DATE: 11-9-2018



(G.SUDHINDRA)
Mem. No. 026171
Partner.



SRI KRISHNADEVARAYA EDUCATIONAL TRUST, BENGALURU
SCHEDULE OF FIXED ASSETS AS AT 31ST MARCH 2018

SCHEDULE - E

Sl. No.	PARTICULARS	GROSS BLOCK				DEPRECIATION				NET BLOCK	
		AS AT 01-04-2017	ADDITIONS	DELETIONS	AS AT 31-03-2018	AS AT 01-04-2017	ADDITIONS	DELETIONS	AS AT 31-03-2018	AS AT 31-03-2018	AS AT 31-03-2017
	Sri Krishnadevaraya Educational Trust										
1	Land At Cost	16,52,11,065	-	-	16,52,11,065	-	-	-	-	16,52,11,065	16,52,11,065
2	Buildings	63,27,10,009	35,45,612	-	63,62,55,621	-	3,23,99,355	-	34,46,61,431	29,15,94,190	32,04,47,933
3	Borewell	37,77,512	12,55,110	-	50,32,622	-	4,01,866	-	14,15,824	36,16,798	27,63,554
4	Electrical Installation	58,54,307	-	-	58,54,307	-	2,07,218	-	39,89,344	18,64,963	20,72,181
5	Indoor stadium - Own	30,62,816	-	-	30,62,816	-	54,843	-	28,43,443	2,19,373	2,74,216
6	Indoor stadium -Grant Street light fittings and Solar Power	20,00,000	-	-	20,00,000	-	14,250	-	19,43,001	56,999	71,249
7	Plant	24,17,909	-	-	24,17,909	-	2,76,442	-	13,12,140	11,05,769	13,82,211
8	Construction Equipments	1,19,155	-	-	1,19,155	-	281	-	1,17,560	1,595	1,876
9	Office Equipment	6,45,766	-	-	6,45,766	-	69,985	-	2,49,185	3,96,581	4,66,566
10	Security Cabin	1,96,940	-	-	1,96,940	-	25,208	-	96,106	1,00,834	1,26,042
11	Canteen Kitchen Equipments	7,63,786	-	-	7,63,786	-	20,792	-	6,45,965	1,17,821	1,38,613
	Sir M.Visvesvaraya Institute of										
	Technology										
1	Laboratory Equipment										
	Mechanical										
	Own Assets	1,47,02,334	-	-	1,47,02,334	-	3,41,062	-	1,27,69,648	19,32,686	22,73,748
	Grant Assets (Contribution)	52,25,734	-	-	52,25,734	-	1,50,109	-	43,75,114	8,50,620	10,00,729
	Chemistry	13,09,111	-	-	13,09,111	-	38,027	-	10,93,625	2,15,486	2,53,513
	Physics	6,76,032	-	-	6,76,032	-	26,282	-	5,27,104	1,48,928	1,75,210
	Mathematics	98,000	-	-	98,000	-	1,284	-	90,724	7,276	8,560
	Civil	61,11,959	-	-	61,11,959	-	2,29,393	-	48,12,068	12,99,892	15,29,285
	Civil-Grant asset	2,34,214	-	-	2,34,214	-	20,246	-	1,19,485	1,14,729	1,34,975
	Biotechnology	1,05,94,346	6,45,840	-	1,12,40,186	-	4,77,974	-	85,31,666	27,08,520	25,40,654
	Biotechnology-Grant asset	5,32,955	20,09,504	-	25,42,459	-	3,39,546	-	6,18,365	19,24,094	2,54,136
	INFORMATION SCIENCE										
	Electrical & Electronics										
	Own Assets	1,98,06,439	1,38,354	-	1,99,44,793	-	3,59,518	-	1,79,07,525	20,37,268	22,58,432
	Grant Assets (Contribution)	25,98,755	-	-	25,98,755	-	1,55,572	-	17,17,179	8,81,576	10,37,148
	Electrical - Grant	1,98,654	97,220	-	2,95,874	-	23,622	-	1,62,014	1,33,860	60,262
	MBA	2,75,535	-	-	2,75,535	-	9,874	-	2,19,581	55,554	65,828
	MCA	1,70,602	-	-	1,70,602	-	7,982	-	1,25,368	45,234	53,216
	Telecommunication	4,06,982	3,67,820	-	7,74,802	-	81,216	-	3,14,580	4,60,222	1,73,618
	Telecommunication-Grant asset	1,85,091	-	-	1,85,091	-	12,319	-	1,15,284	69,807	82,126
	General	5,89,494	-	-	5,89,494	-	45,519	-	3,31,555	2,57,539	3,03,458
	CARRIED FORWARD	88,04,75,501	81,27,015	-	88,86,02,516	-	3,57,99,918	-	41,11,15,016	47,74,87,501	50,51,60,404



SRI KRISHNADEVARAYA EDUCATIONAL TRUST, BENGALURU
SCHEDULE OF FIXED ASSETS AS AT 31ST MARCH 2018

SCHEDULE - E

Sl. No.	PARTICULARS	GROSS BLOCK			DEPRECIATION			NET BLOCK			
		AS AT 01-04-2017	ADDITIONS	DELETIONS	AS AT 31-03-2018	AS AT 01-04-2017	ADDITIONS	DELETIONS	AS AT 31-03-2018	AS AT 31-03-2017	
2	BROUGHT FORWARD	88,04,75,501	81,27,015	-	88,86,02,516	37,53,15,098	3,57,99,918	-	41,11,15,016	47,74,87,501	50,51,60,404
	Library Equipments										
	Grant Assets	11,45,625	-	-	11,45,625	9,31,347	32,142	-	9,63,489	1,82,136	2,14,278
	Own Assets	1,69,449	-	-	1,69,449	1,46,180	3,490	-	1,49,670	19,779	23,269
3	Campus Net Working	25,94,682	36,000	-	26,30,682	22,61,046	73,927	-	23,34,973	2,95,709	3,33,636
4	Furniture & Fixtures - Own	4,33,64,883	12,52,566	-	4,46,17,449	3,04,11,520	21,30,889	-	3,25,42,409	1,20,75,040	1,29,53,363
	Furniture & Fixtures - Grant	1,31,099	-	-	1,31,099	98,329	4,916	-	1,03,245	27,854	32,770
	Computer & Accessories (Including Software)-Own	7,42,95,490	48,39,126	-	7,91,34,616	7,21,55,285	41,87,599	-	7,63,42,884	27,91,732	21,40,205
	Computer & Accessories-Grant	30,98,570	-	-	30,98,570	29,54,568	86,401	-	30,40,969	57,601	1,44,002
6	Sports Equipments	5,29,957	1,41,350	-	6,71,307	4,53,187	43,624	-	4,96,811	1,74,496	76,770
	Sports Equipments-grant assets	4,02,990	-	-	4,02,990	3,94,210	1,756	-	3,95,966	7,024	8,780
7	Office Equipments	1,79,63,178	3,46,782	-	1,83,09,960	1,27,87,378	8,28,387	-	1,36,15,765	46,94,195	51,75,800
	Office Equipments - Grant	46,741	-	-	46,741	7,011	5,960	-	12,971	33,770	39,730
8	Generator										
	Own Assets	18,51,579	-	-	18,51,579	17,48,156	15,513	-	17,63,669	87,910	1,03,423
	Grant Assets (Contribution)	1,06,500	-	-	1,06,500	1,02,372	619	-	1,02,991	3,509	4,128
9	Grant Asset										
	Printer -Grant	11,750	-	-	11,750	11,630	72	-	11,702	48	120
	Software MBA -Grant	53,000	-	-	53,000	52,457	326	-	52,783	217	543
10	Vehicles										
	Bus	2,58,80,580	1,11,25,740	19,84,220	3,50,22,100	2,05,38,526	28,96,715	19,39,540	2,14,95,701	1,35,26,399	53,42,054
	Service Station Equipment	47,840	-	-	47,840	47,108	146	-	47,254	586	732
	Swaraj Mazda	10,45,600	-	-	10,45,600	8,70,178	35,084	-	9,05,262	1,40,338	1,75,422
	Bi-cycle	9,166	-	-	9,166	8,352	163	-	8,515	651	814
	TVS Moped	16,600	-	-	16,600	15,920	136	-	16,056	544	680
	Temp Travellor	-	-	-	-	-	-	-	-	-	-
	Genio DC vehicle	5,27,524	-	-	5,27,524	3,54,665	34,572	-	3,89,237	1,38,287	1,72,859
	Bolero Jeep	7,63,280	-	-	7,63,280	5,13,169	50,022	-	5,63,191	2,00,089	2,50,111
	Mahindra Jeep	4,90,292	-	-	4,90,292	4,63,338	5,391	-	4,68,729	21,563	26,954
	Swift Car	35,37,775	8,86,245	7,07,555	37,16,465	7,07,555	6,01,782	1,41,510	11,67,827	25,48,638	28,30,220
11	Horticulture Equipments	89,497	-	-	89,497	85,194	645	-	85,839	3,658	4,303
12	Internal Partition	20,94,146	-	-	20,94,146	19,49,002	29,029	-	19,78,031	1,16,115	1,45,144
	CARRIED FORWARD	1,06,07,43,293	2,67,54,824	26,91,775	1,08,48,06,342	52,53,82,779	4,68,69,224	20,81,050	57,01,70,953	51,46,35,388	53,53,60,514




SRI KRISHNADEVARAYA EDUCATIONAL TRUST, BENGALURU
SCHEDULE OF FIXED ASSETS AS AT 31ST MARCH 2018

SCHEDULE - E

SL. No.	PARTICULARS	GROSS BLOCK			DEPRECIATION			NET BLOCK		
		AS AT 01-04-2017	ADDITIONS	DELETIONS	AS AT 31-03-2018	AS AT 01-04-2017	ADDITIONS	DELETIONS	AS AT 31-03-2018	AS AT 31-03-2017
	BROUGHT FORWARD	1,06,07,43,293	2,67,54,824	26,91,775	1,08,48,06,342	52,53,82,779	4,68,69,224	20,81,050	57,01,70,953	53,53,60,514
1	Krishnadevaraya College of Dental S	7,68,12,452	1,93,093	-	7,70,05,545	5,57,05,949	31,94,939	-	5,89,00,888	2,11,06,503
2	Dental Lab Equipments	22,03,295	-	-	22,03,295	21,23,902	47,636	-	21,71,538	79,393
3	Computers	26,346	-	-	26,346	25,672	404	-	26,076	270
4	Software	63,93,806	-	-	63,93,806	49,34,435	2,18,906	-	51,53,341	14,59,371
5	Furniture	1,11,58,139	1,16,206	-	1,12,74,345	61,33,947	7,71,060	-	69,05,007	50,24,192
6	Office Equipments	1,45,365	-	-	1,45,365	1,27,355	2,702	-	1,30,057	18,010
7	Internet Equipment	13,82,731	-	-	13,82,731	13,51,595	6,227	-	13,57,822	24,909
	Mobile Medical Bus	-	-	-	-	-	-	-	-	31,136
	Other Asset (Assets transferred from KHRG)									
1	Cots & Beds	1,09,250	-	-	1,09,250	98,022	1,684	-	99,706	9,544
2	Hospital Furniture	1,98,395	-	-	1,98,395	1,73,341	3,758	-	1,77,099	21,296
3	Medical Equipment	40,72,292	-	-	40,72,292	32,73,704	1,19,788	-	33,93,492	25,054
4	Surgical Instrument	5,72,517	-	-	5,72,517	4,11,395	24,168	-	4,35,563	7,98,588
5	Internet Equipment	58,150	-	-	58,150	36,219	3,290	-	39,509	1,61,122
6	Computers & Accessories	82,838	-	-	82,838	82,205	380	-	82,585	21,931
	Sir MV School of Architecture									
1	Furniture	9,90,056	7,36,947	-	17,27,003	1,48,508	2,36,774	-	3,85,282	13,41,721
2	Internal Partition	1,09,959	-	-	1,09,959	21,992	17,593	-	39,585	70,374
3	Office Equipments	1,73,175	86,680	-	2,59,855	25,976	35,082	-	61,058	1,47,199
4	Computers & Accessories	7,13,803	-	-	7,13,803	4,28,282	1,71,313	-	5,99,595	1,14,208
5	Campus Net Working	4,09,298	-	-	4,09,298	81,860	65,488	-	1,47,348	2,85,521
	Hostel Section									
1	Kitchen Equipments	74,58,353	7,52,874	-	82,11,227	50,37,874	4,76,003	-	55,13,877	24,20,479
2	Equipments - Ladies Hostel	24,32,407	-	-	24,32,407	14,13,901	1,52,776	-	15,66,677	8,65,730
3	Furniture and Fixtures	1,29,10,082	10,15,178	-	1,39,25,260	52,30,619	13,04,196	-	65,34,815	10,18,506
4	Telephone equipment	20,500	-	-	20,500	18,979	228	-	19,207	76,79,463
5	Equipment - Solar Water Heaters	10,05,334	12,67,490	49,000	22,23,824	2,44,916	2,96,836	-	5,41,752	1,521
		1,19,01,81,835	3,09,23,292	27,40,775	1,21,83,64,352	61,25,13,427	5,40,20,455	20,81,050	66,44,52,832	57,76,68,409

<p>A.C. CHANDRASHEKHAR RAJU PRESIDENT</p> <p><i>(Signature)</i></p>	<p>K. SYAMA RAJU SECRETARY</p> <p><i>(Signature)</i></p>
<p>M. VENKATARAMANA RAJU TREASURER</p> <p><i>(Signature)</i></p>	<p>FOR RAO ASSOCIATES CHARTERED ACCOUNTANTS Firm Reg No. 00308080</p> <p align="center">(G-SUDHINDRA) M. No. 026171 PARTNER</p> <p><i>(Signature)</i></p>

PLACE: BENGALURU
DATE: 11-03-2018



SRI KRISHNADEVARAYA EDUCATIONAL TRUST, BENGALURU

**NOTES ON ACCOUNTS FORMING PART OF FINANCIAL STATEMENTS FOR THE YEAR
ENDING 31ST MARCH 2018 AND STATEMENT OF SIGNIFICANT ACCOUNTING POLICIES –
SCHEDULE 'O'**

(A) NOTES ON ACCOUNTS:

- 1) The Trust is running the following institutions:

Sl. No	Name of the Institution	Courses
(a)	Sir M Visveswaraya Institute of Technology	MBA, MCA & Engineering Courses.
(b)	Sri Krishnadevaraya College of Dental Sciences	Courses in the field of Dental Sciences.
(c)	Sir MV School of Architecture	Architect Courses

- 2) Staff Advances include amounts, which are pending reconciliation/ recovery. Necessary steps are being taken to reconcile/recover the same.
- 3) Balances in respect of amounts payable to Creditors, Advance towards purchase of Land, Equipments, Building Construction and other Loans and Advances are subject to confirmation/reconciliation.
- 4) The trust has contested the demand raised by the ESI Corporation amounting to Rs.34.17 Lakhs, for the period from 16-03-2011 to 30-11-2013 (out of which Rs.3.48 Lakhs paid up to 31-03-2015) towards non deduction of ESI in respect of MVIT Unit.
- 5) Gratuity case:
Suit filed by Mr. Narendra Kumar (ref order no: PGA/CR No. 47/2014) and K. Raghupathy (ref order no: PGA/CR No. 48/2014) for payment of gratuity, Trust has filed appeal in the High Court (Deposited Rs.11,24,969.00 before Registrar Hon. High Court).

Suit filed by Divya srinath (ref order no: PGA/CR No. 69/2014) has been honored for release of gratuity in the Labour court. Trust has decided to file an appeal in the High Court (Deposited Rs.3,77,033.00 before Registrar Hon. High Court).

Suit filed by Raveendra B. S. (ref order no: PGA/CR No. 134/2016) has been honored for release of gratuity in the Labour court. Trust has filed an appeal to the Assistant Commissioner of Labour Court (Deposited Rs.5,99,771.00 before Registrar Hon. High Court).

Apart from the above the few of the Ex-employees of the Trust have filed suits before Labor court for termination benefits and other related matters. Financial impact of such cases is not quantifiable as on date.

- 6) The figures of the previous year have been reclassified and regrouped to confirm to the current year's presentation.



(B) STATEMENT OF SIGNIFICANT ACCOUNTING POLICIES:

1) **Method of Accounting:**

The Trust follows Cash System of Accounting for all items of Income and Expenditure. In respect of Capital Items, liability is set up on crystallization of Liability.

2) **Fixed Assets:**

(a) **Assets Purchased out of Own Funds:**

Fixed Assets is Valued in Books of Accounts at Cost Plus all expenses incidental to putting the Asset in to use.

(b) **Assets Purchased out of Grant Assets:**

Fixed Assets purchased out of Grant Funds are shown in the accounts at Cost, separately as Grant Assets.

3) **Depreciation:**

a. Depreciation on both Owned and Grant Assets, is provided in the Accounts on Written Down Value Method at the following Rates:

Sl.No.	Particulars	Rate of Dep.
1.	Buildings	10%
2.	Laboratory Equipments	15%
3.	Furniture & Fixtures	15%
4.	Sports Equipments	20%
5.	Office Equipments	15%
6.	Generator	15%
7.	Vehicles	20%
8.	Kitchen Equipments	15%
9.	Construction Equipments	15%
10.	Internal Partitions	20%
11.	Computers	60%
12.	Campus Net Working	20%
13.	Hospital Cots and Beds.	15%
14.	Medical Equipments.	15%
15.	Surgical Instruments.	15%
16.	Street light fittings	20%
17.	Electrical Installation	10%

b. Full Year Depreciation is provided in the accounts on assets put to use at any time during the year.

c. In respect of Grant Assets, the amount of Depreciation for each year on Grant Assets is recouped out of Capital Grants Received.




4) **Capitalization of Funds:**


All Collections towards Building Fund, Corpus Fund and Development Fund is capitalized and shown under "Other Funds".


5) **Accounting of Grants:**

- a. Grants are accounted as and when they are received by the Trust.
- b. Capital Grants are shown in the accounts separately and reduced every year, to the extent of Depreciation on the assets purchased out of such grants.
- c. Revenue Grants are shown in the Income and Expenditure Account separately.
- d. Unutilized Grants are shown under Current Liabilities.

For SRI KRISHNADEVARAYA EDUCATIONAL TRUST


PRESIDENT
(A.C. CHANDRASHEKAR RAJU)



TREASURER
(M. VENKATARAMANA RAJU)


SECRETARY
(K. SYAMA RAJU)

Subject to our Report of Even Date
For RAO ASSOCIATES
CHARTERED ACCOUNTANTS
(Firm No: 003080S)

BENGALURU
DATE: 17-9-2018




(G.SUDHINDRA)
PARTNER.
Mem No. 026171

Sri Krishnadevaraya Educational Trust

(SIR M. VISVESVARAYA INSTITUTE OF TECHNOLOGY)

No 16, Ballari Road, Sadashivanagara, Bengaluru - 560 080

Phone / Telefax : 080-2360 6999, 2361 3443, 2360 1340, 2360 1370 E-mail: sriket@gmail.com

THE RESOLUTION PASSED AT THE BOARD MEETING HELD ON 11/09/2018 FOR ACCUMULATION OF FUNDS

RESOLVED that a sum of Rupees Twenty Crores only(Rs.20,00,00,000/-) be and hereby set apart /accumulated out of the income for the year ending 31/3/2018&five subsequent previous years as required by section 11(2) and to utilise the same within the next five financial years (Within 31st March 2023) for the following purpose:-

- Purchase of Land
- Construction of Building
- Purchase of Equipments/Furniture's
- Purchase of Library Books

Further resolved that the above sum is placed, if required, in investments recognised under the provisions of section 11(2) of Income Tax Act, 1961, till such time, the amount is actually utilised for the purpose specified above.

The Secretary is authorised to file the copy of the above resolution along with necessary documents to the Income Tax Department.

For Sri Krishnadevaraya Educational Trust


(A.C.CHANDRASHEKAR RAJU)
PRESIDENT

SIR M VISVESVARAYA INSTITUTE OF TECHNOLOGY(ENGG COURSE). BANGALORE					
BALANCE SHEET AS AT 31ST MARCH 2018					
	Sch No.	CURRENT YEAR		PREVIOUS YEAR	
		Rs.	Rs.	Rs.	Rs.
FUNDS					
Other Funds	A	9,02,39,993		8,89,77,724	
Balance in Income & Expenditure Account	B	79,49,43,997	88,51,83,990	68,71,93,397	77,61,71,121
OTHER LIABILITIES					
Refundable Deposits to Students	C	41,12,388		41,64,388	
Staff and Other Collections		19,82,545		20,56,684	
Others	D	2,11,19,212	2,72,14,145	72,82,851	1,35,03,923
INTER-UNIT BRANCH ACCOUNTS					
			- 56,86,39,151		- 45,79,36,479
Total			34,37,58,985		33,17,38,565
FIXED ASSETS					
Gross Block	E	66,42,89,213		64,57,35,280	
Less: Depreciation		36,79,12,584		34,80,19,199	
Net Block		29,63,76,629		29,77,16,081	
Capital Work In Progress		-	29,63,76,629	1,10,73,799	30,87,89,880
CURRENT ASSETS. LOANS AND ADVANCES					
Advance for					
Material/Equipment Purchase	G	1,13,680		3,99,416	
Staff and Other Advances		75,75,366		78,01,779	
Deposits	H	25,55,530		22,22,165	
Stock of Library Books	I	21,63,328		19,98,175	
Income Tax Paid		6,768	1,24,14,672	-	1,24,21,535
Cash and Bank Balances:					
Cash and Cheques/Drafts on Hand		2,885		28,744	
Cash at Bank	J	3,49,64,799	3,49,67,684	1,04,98,406	1,05,27,150
Total			34,37,58,985		33,17,38,565
Significant Accounting Policies and Notes on account	O				

FOR SIR M VISVESVARAYA INSTITUTE OF TECHNOLOGY(ENGG COURSE), BANGALORE


[Signature]
A.C. CHANDRASHEKAR RAJU
Hon'PRESIDENT

[Signature]
K. SYAMA RAJU
Hon'SECRETARY

[Signature]
M. VENKATARAMANA RAJU
Hon'TREASURER

Subject to Our Report of Even Date
FOR RAO ASSOCIATES
CHARTERED ACCOUNTANTS
Firm Reg No.003080S

[Signature]
(G.SUDHINDRA)
Mem. No. 026171
Partner.



PLACE: BENGALURU
DATE: 11-09-2018

SIR M VISVESVARAYA INSTITUTE OF TECHNOLOGY(ENGG COURSE), BANGALORE			
SCHEDULES FORMING PART OF INCOME AND EXPENDITURE ACCOUNT FOR THE YEAR			
ENDED 31ST MARCH 2018			
Particulars	Schedule No	CURRENT YEAR Amount	PREVIOUS YEAR Amount
<u>OTHER INCOME</u>			
	K		
Hospital /Clinic Receipts		-	-
Others.		45,88,925	37,01,646
		<u>45,88,925</u>	<u>37,01,646</u>
<u>Employee Remuneration & Benefits</u>			
	L		
Salary to Staff		13,79,45,058	13,54,14,250
Contribution to Provident Fund		60,66,489	67,72,504
Contribution to ESI		5,40,676	1,97,535
Gratuity		35,01,720	19,54,292
Staff Welfare (Including Medical Exp)		- 1,987	9,19,312
		<u>14,80,51,955</u>	<u>14,52,57,893</u>
<u>Institution Running and Maintenance Expenses</u>			
	M		
Repairs and Maintenance		78,94,515	80,43,243
Vehicle Maintenance		1,04,70,470	93,03,201
Inspection / Examination Expenses		15,94,280	5,98,416
Power and Water Charges		1,64,65,992	1,54,89,422
<u>Lab Consumables</u>			
Engineering College		12,48,112	5,58,043
Sports Expenses		4,76,553	6,06,826
Security Charges		52,33,859	51,48,096
Equipment Insurance		1,64,076	1,62,826
University and Affiliation Fees		48,68,426	73,84,629
Magazines and Journals		1,49,416	1,14,371
Horticultural Expenses		2,32,673	1,94,839
Educational Expenses		36,22,749	30,50,692
Cultural Expenses		45,99,475	37,65,048
Printing and Stationery		14,08,366	17,52,928
Postage & Telephone (including internet)		15,80,968	17,85,863
Legal and Professional Charges		9,12,436	5,63,521
<u>Audit Fee and Certification</u>			
Charges (including Service			
Payment to Statutory	1,67,693		1,72,817
Others - Pre Audit and Review	<u>8,97,516</u>	10,65,209	<u>1,24,002</u>
Travelling and Conveyance		4,34,402	4,30,264
Newspaper Notification Expenses		39,99,821	20,70,720
Land Tax		-	102
Rent		14,11,200	12,60,000
COMED - K and other Membership Fee		80,428	51,658
Others		<u>2,38,877</u>	<u>12,83,880</u>
		<u>6,81,52,305</u>	<u>6,39,15,202</u>




SIR M VISVESVARAYA INSTITUTE OF TECHNOLOGY (ENGG COURSE)
SCHEDULE OF FIXED ASSETS AS AT 31ST MARCH 2018

E

SCHEDULE

SL. NO	PARTICULARS	GROSS BLOCK		DEPRECIATION		NET BLOCK		
		AS AT 01-04-2017	ADDITIONS / DELETIONS	AS AT 01-04-2017	ADDITIONS (DELETIONS)	AS AT 31-03-2018	AS AT 31-03-2018	AS AT 31-03-2017
1	Land	16,52,11,065	-	14,76,07,934	-	15,65,47,175	16,52,11,065	16,52,11,065
2	Buildings	23,68,55,359	-	2,10,77,43	89,39,241	2,28,503	8,03,08,184	8,92,47,425
3	Borewell	3,88,345	-	18,46,496	17,760	1,59,842	9,26,40,404	1,77,602
4	Electrical Installation	28,75,834	-	22,50,791	1,02,934	22,67,420	66,515	10,29,338
5	Indoor stadium - Own	23,33,935	-	20,00,000	16,629	19,43,001	56,999	83,144
6	Indoor stadium -Grant	20,00,000	-	6,00,909	14,250	5,81,578	15,465	71,249
7	Street light fittings	6,00,909	-	1,19,155	3,866	1,17,279	1,595	19,331
8	Construction Equipments	1,19,155	-	1,17,279	281	1,17,560	1,595	1,876
9	Laboratory Equipment							
	Mechanical							
	Own Assets	1,47,02,334	-	1,24,28,586	3,41,062	1,27,69,648	19,32,686	22,73,748
	Grant Assets (Contribution)	52,25,734	-	42,25,005	1,50,109	43,75,114	8,50,620	10,00,729
	Chemistry	13,09,111	-	10,55,598	38,027	10,93,625	2,15,486	2,53,513
	Physics	6,76,032	-	5,00,822	26,282	5,27,104	1,48,928	1,75,210
	Mathematics	98,000	-	89,440	1,284	90,724	7,276	8,560
	Civil	61,11,959	-	45,82,675	2,29,393	48,12,068	12,99,892	15,29,285
	Civil-Grant asset	2,34,214	-	99,239	20,246	1,19,485	1,14,729	1,34,975
	Biotechnology	1,05,94,346	6,45,840	80,53,692	4,77,974	85,31,666	27,08,520	25,40,654
	Biotechnology-Grant asset	5,32,955	20,09,504	2,78,819	3,39,546	6,18,365	19,24,094	2,54,136
	INFORMATION SCIENCE	-	67,555	67,555	10,133	10,133	57,422	-
	Electrical & Electronics							
	Own Assets	2,07,23,189	1,38,354	1,79,01,758	4,43,968	1,83,45,726	25,15,817	28,21,431
	Grant Assets (Contribution)	14,24,005	-	11,08,301	47,356	11,55,657	2,68,348	3,15,704
	Electrical - Grant	4,56,654	97,220	2,37,948	47,389	2,85,337	2,68,537	2,18,706
	Computer Science-Own	6,49,90,472	-	6,38,36,025	6,92,668	6,45,28,693	4,61,779	11,54,447
	Computer Science-Grant	29,98,570	-	28,94,568	62,401	29,56,969	41,601	1,04,002
	MBA	2,75,535	-	2,09,707	9,874	2,19,581	55,954	65,828
	MCA	1,70,602	-	1,17,386	7,982	1,25,368	45,234	53,216
	Telecommunication	4,06,982	3,67,820	2,33,364	81,216	3,14,580	4,60,222	1,73,618
	Telecommunication-Grant asset	1,85,091	-	1,02,965	12,319	1,15,284	69,807	82,126
	General	5,89,494	-	2,86,036	45,519	3,31,555	2,57,939	3,03,458
10	Library Equipments							
	Grant Assets	11,45,625	-	9,31,347	32,142	9,63,489	1,82,136	2,14,278
	Own Assets	1,69,449	-	1,46,180	3,490	1,49,670	19,779	23,269
11	Campus Net Working	25,94,682	36,000	22,61,046	73,927	23,34,973	2,95,709	3,33,636
12	Furniture & Fixtures - Own	3,99,77,556	12,35,494	2,81,12,728	19,65,048	3,00,77,776	1,11,35,274	1,18,64,828
13	Furniture & Fixtures - Grant	1,31,099	-	98,329	4,916	1,03,245	27,854	32,770
14	Computers and Accessories-M-tech	36,42,774	41,47,804	26,68,914	30,72,998	57,41,912	20,48,666	9,73,860
15	Furniture and Fixtures-M-tech	2,26,576	-	1,85,069	6,226	1,91,295	35,281	41,507
16	Sports Equipments	5,29,957	1,41,350	6,71,307	43,624	4,96,811	1,74,496	76,770
17	Sports Equipments-grant assets	4,02,990	-	3,94,210	1,756	3,95,966	7,024	8,780
18	Office Equipments	1,73,16,926	3,46,782	1,18,61,552	8,70,323	1,27,31,875	49,31,833	54,55,374
19	Generator							
	Own Assets	18,51,579	-	17,48,156	15,513	17,63,669	87,910	1,03,423
	Grant Assets (Contribution)	1,06,500	-	1,02,372	619	1,02,991	3,509	4,128
	CARRIED FORWARD	61,01,85,592	92,33,723	61,94,19,315	1,82,70,291	34,00,18,885	27,94,00,430	28,84,36,998



Sl. No	PARTICULARS	GROSS BLOCK		DEPRECIATION		NET BLOCK	
		AS AT 01-04-2017	AS AT 31-03-2018	AS AT 01-04-2017	AS AT 31-03-2018	AS AT 31-03-2018	AS AT 31-03-2017
20	BROUGHT FORWARD	61,01,85,592	61,94,19,315	32,17,48,594	34,00,18,885	27,94,00,430	28,84,36,998
	Grant Assets						
	Printer	11,750	11,750	11,630	11,702	48	120
	Software MBA	53,000	53,000	52,457	52,783	217	543
21	Vehicles						
	Bus	2,58,80,580	3,50,22,100	2,05,38,576	2,14,95,701	1,35,26,399	53,42,054
	Service Station Equipment	47,840	47,840	47,108	47,254	586	732
	Swaraj Mazda	10,45,600	10,45,600	8,70,178	9,05,262	1,40,338	1,75,422
	Bi-cycle	9,166	9,166	8,352	8,515	651	814
	Genio DC vehicle	16,600	16,600	15,920	16,056	544	680
	Bolero Jeep	5,27,524	5,27,524	3,54,665	3,89,237	1,38,287	1,72,859
	Mahindra Jeep	7,63,280	7,63,280	5,13,169	5,63,191	2,00,089	2,50,111
	Swift Cars	4,90,292	4,90,292	4,63,338	4,68,729	21,563	26,954
	Horticulture Equipments	35,37,775	37,16,465	7,07,555	11,67,827	25,48,638	28,30,220
	Internal Provision	10,72,135	10,72,135	7,39,518	7,89,411	2,82,724	3,32,617
22		20,94,146	20,94,146	19,49,002	19,78,031	1,16,115	1,45,144
23		64,57,35,280	66,42,89,213	34,80,20,012	36,79,12,584	29,63,76,629	29,77,15,268



For RAO ASSOCIATES
CHARTERED ACCOUNTANTS
(G.SUDHINDRA)
Mem.No. 026171
PARTNER

Bangalore
Dated: 11-09-2018


SECRETARY


TREASURER


PRESIDENT

**SIR M VISVESVARAYA INSTITUTE OF TECHNOLOGY(ENGG COURSE), BANGALORE
SCHEDULES FORMING PART OF BALANCE SHEET 31ST MARCH 2018**

Particulars	Schedule No	Current Year Rs.	Previous Year Rs.
Other Funds:	A		
a. Development Fund			
Balance as on 01-04-2017		8,57,92,638	8,57,92,638
Add: Collections during the year		-	-
		8,57,92,638	8,57,92,638
b. Capital Grant Account			
Balance as on 01-04-2017		1,59,35,847	1,57,89,106
Add: Receipts during the year		21,10,125	1,46,741
		1,80,45,972	1,59,35,847
Less: Depreciation on Grant Assets			
Balance as on 01-04-2017		1,27,50,761	1,20,09,001
Depreciation recouped during the year		8,47,856	7,41,760
		1,35,98,617	1,27,50,761
		44,47,355	31,85,086
Total Other Funds {a+b}		9,02,39,993	8,89,77,724
Income and Expenditure Account	B		
Balance as on 01-04-2017		68,71,93,397	56,73,38,972
Add: Excess of Income over Expenditure for the year		10,77,50,600	11,98,54,425
Balance Carried to Balance Sheet		79,49,43,997	68,71,93,397
Refundable Deposits to Students:	C		
Caution, Lab and Library Deposit		17,55,959	17,55,959
Caution Deposits - Hostel Section		-	
Transport Deposits		23,56,429	24,08,429
		41,12,388	41,64,388



SIR M VISVESVARAYA INSTITUTE OF TECHNOLOGY(ENGG COURSE), BANGALORE
SCHEDULES FORMING PART OF BALANCE SHEET 31ST MARCH 2018

Details for Other Liabilities:		D		
Bank Loan-Pending disbursement				
1	students		3,68,445	3,37,935
2	Unutilised Grants		11,18,886	46,73,297
3	Scholarship Payable		1,83,73,465	12,45,770
4	Examination Fee Payable to University		28,078	1,34,099
5	Theory and Remuneration Payable		(1,13,894)	(2,91,719)
6	Duties and Taxes (Including TDS Liability)		4,52,107	8,52,423
7	Sundry Creditors		1,16,757	45,636
8	Others		2,15,000	2,85,410
9	Indian Oil Corporation Limited		5,60,368	-
			2,11,19,212	72,82,851
Details of Capital work in progress:		0		
1	Global TVS Bus Body Builders		-	17,64,000
2	T V Sundaram Iyengar & Sons		-	74,25,743
3	Centre for Development of Advanced Comput		-	1,83,396
4	H P INDIA SALES PVT LTD		-	17,00,660
			-	1,10,73,799
Advances for Expenditure		G		
1	INDIAN OIL CORPORATION		-	5,483
2	Relyon Softech Ltd		82,000	
3	Symbiont Technologies		-	1,31,245
4	RS Power Control		27,180	
5	Infotrack Telematics Pvt Ltd.,		-	2,62,688
6	Indico Copier Services		4,500	
			1,13,680	3,99,416




SIR M VISVESVARAYA INSTITUTE OF TECHNOLOGY(ENGG COURSE), BANGALORE				
SCHEDULES FORMING PART OF BALANCE SHEET 31ST MARCH 2018				
SI No	Particulars	Schedule No	Current Year Rs.	Previous Year Rs.
	Schedule of Deposits:	H	Current Year	Previous Year
1	BMOCC		30,000	30,000
2	Electricity Deposit		25,25,530	21,92,165
	TOTAL		25,55,530	22,22,165
	Stock of Library Books:	I		
	Balance as on 01-04-2017		1,60,07,026	1,58,68,895
	Add: Purchased during the year		7,05,985	1,38,131
	Total (a)		1,67,13,011	1,60,07,026
	Less: Provision towards Loss in value of Books			
	Balance as on 01-04-2017		1,40,08,851	1,35,09,308
	Add: Provision for the year-20%		5,40,832	4,99,544
	Total (b)		1,45,49,683	1,40,08,851
	Net Value (a) - (b)		21,63,328	19,98,175
	Schedule for Cash at Bank:	J		
	Balance in Savings and Current Account		3,24,64,799	1,04,98,406
	Cheque in Transit		25,00,000	-
	Balance in Fixed Deposits with Scheduled Bank		-	-
			3,49,64,799	1,04,98,406



SIR M VISVESVARAYA INSTITUTE OF TECHNOLOGY(ENGG COURSE), BANGALORE
INCOME AND EXPENDITURE ACCOUNT FOR THE YEAR ENDED 31ST MARCH 2018

Particulars	SCH.	CURRENT YEAR (Rs.)	PREVIOUS YEAR (Rs.)
I. INCOME:			
Tuition Fees & other Collections from Students		33,93,31,687	34,39,76,869
Interest on Bank Deposits		17,00,846	22,65,225
Other Income	K	45,88,925	37,01,646
Depreciation on Grant Assets recouped out of Grants received		8,47,856	7,41,760
Total (a)		34,64,69,314	35,06,85,500
II. EXPENDITURE:			
Employee Remuneration & Benefits	L	14,80,51,955	14,52,57,893
Institution Running and Maintenance Exp.	M	6,81,52,305	6,39,15,202
Provision for Loss in Value of Books	I	5,40,832	4,99,544
Depreciation	E	2,19,73,622	2,11,58,436
Total (b)		23,87,18,714	23,08,31,075
Net Excess of Income over Expenditure for the year Transferred (a) - (b) carried over to Balance Sheet		10,77,50,600	11,98,54,425
Significant Accounting Policies and Notes on Accounts	0		

FOR SIR M VISVESVARAYA INSTITUTE OF TECHNOLOGY(ENGG COURSE), BANGALORE



A.C. CHANDRASHEKAR RAJU
 Hon'PRESIDENT


K. SYAMA RAJU
 Hon'SECRETARY


M.VENKATARAMANA RAJU
 Hon'TREASURER

Subject to Our Report of Even Date
 for RAO ASSOCIATES
 CHARTERED ACCOUNTANTS
 Firm Reg No.003080S

PLACE: BENGALURU
 DATE: 11-09-2018


(G.SUDHINDRA)
 Mem. No. 026171
 Partner.



SIR M VISVESVARAYA INSTITUTE OF TECHNOLOGY(MCA), BANGALORE

BALANCE SHEET AS AT 31ST MARCH 2018

	Sch No.	CURRENT YEAR		PREVIOUS YEAR	
		Rs.	Rs.	Rs.	Rs.
FUNDS					
Other Funds		-		-	
Balance in Income & Expenditure Account	A	72,80,967	72,80,967	91,53,868	91,53,868
OTHER LIABILITIES					
Staff and Other Collections		89,184		89,184	
Others		-	89,184	-	89,184
INTER BRANCH ACCOUNTS			(50,12,384)		(71,09,492)
Total			23,57,768		21,33,560
FIXED ASSETS	B				
Gross Block		86,68,553		86,68,553	
Less: Depreciation		75,16,011		73,37,779	
Net Block		11,52,542		13,30,774	
Capital Work In Progress		-	11,52,542	-	13,30,774
CURRENT ASSETS, LOANS AND ADVANCES					
Staff and Other Advances		53,943		77,312	
Stock of Library Books	C	78,570		98,212	
Income Tax Paid		-	1,32,513	-	1,75,524
Cash and Bank Balances:					
Cash at Bank	D	10,72,714	10,72,714	6,27,262	6,27,262
Total			23,57,768		21,33,560
Significant Accounting Policies and Notes on account	O				

For SIR M VISVESVARAYA INSTITUTE OF TECHNOLOGY(MCA)

[Signature]
A.C. CHANDRASHEKAR RAJU
Hon'PRESIDENT

[Signature]
K. SYAMA RAJU
Hon'SECRETARY

[Signature]
M. VENKATARAMANA RAJU
Hon'TREASURER

Subject to Our Report of Even Date
FOR RAO ASSOCIATES
CHARTERED ACCOUNTANTS
Firm Reg No.003080S

[Signature]
(G.SUDHINDRA)
Mem. No. 026171
Partner.




PLACE: BENGALURU
DATE: 11-09-2018

SIR M VISVESVARAYA INSTITUTE OF TECHNOLOGY(MCA), BANGALORE**INCOME AND EXPENDITURE ACCOUNT FOR THE YEAR ENDED 31ST MARCH 2018**

Particulars	SCH.	CURRENT YEAR (Rs.)	PREVIOUS YEAR (Rs.)
I. INCOME:			
Tuition Fees & other Collections from Students		76,31,530	96,00,645
Interest on Bank Deposits		95,303	42,355
Other Income	E	1,02,761	1,07,725
Total (a)		78,29,594	97,50,725
II. EXPENDITURE:			
Employee Remuneration & Benefits	F	68,39,543	66,60,397
Institution Running and Maintenance Exp	G	26,65,078	28,96,317
Provision for Loss in Value of Books	C	19,642	24,553
Depreciation	B	1,78,232	2,34,602
Total (b)		97,02,495	98,15,869
Net Excess of Income over Expenditure for the year Transferred (a) - (b) carried over to Balance Sheet	-	18,72,901	65,144
Significant Accounting Policies and Notes on Accounts	0		


For SIR M VISVESVARAYA INSTITUTE OF TECHNOLOGY(MCA)



A.C. CHANDRASHEKAR RAJU
Hon'PRESIDENT
K. SYAMA RAJU
Hon'SECRETARY
M.VENKATARAMANA RAJU
Hon'TREASURERSubject to Our Report of Even Date
for RAO ASSOCIATES
CHARTERED ACCOUNTANTS
Firm Reg No.003080SPLACE: BENGALURU
DATE: 11-09-2018
(G.SUDHINDRA)
Mem. No. 026171
Partner.

**SIR M VISVESWARAYA INSTITUTE OF TECHNOLOGY MCA
SCHEDULE OF FIXED ASSETS AS AT 31ST MARCH 2018**


SL NO	SCHEDULE	GROSS BLOCK				DEPRECIATION				NET BLOCK	
		AS AT 01-04-2017	ADDITIONS	DELETIONS	AS AT 31-03-2018	AS AT #####	ADDITIONS	(DELETIONS)	AS AT 31-03-2018	AS AT 31-03-2017	AS AT 31-03-2018
1	Buildings	36,69,850	-	-	36,69,850	28,53,697	81,615	-	29,35,312	7,34,538	8,16,153
2	Electrical installation	2,01,406	-	-	2,01,406	1,41,411	6,000	-	1,47,411	53,995	59,995
3	Computers and Accessories	36,64,140	-	-	36,64,140	36,27,799	21,805	-	36,49,604	14,536	36,341
4	Furniture and Fixtures	9,08,194	-	-	9,08,194	6,16,086	43,816	-	6,59,902	2,48,292	2,92,108
5	Net Working	2,10,000	-	-	2,10,000	88,620	24,276	-	1,12,896	97,104	1,21,380
6	Equipment	14,963	-	-	14,963	10,166	720	-	10,886	4,077	4,797
		86,68,553	-	-	86,68,553	73,37,779	1,78,232	-	75,16,011	11,52,542	13,30,774

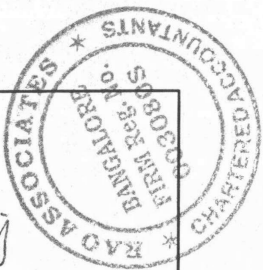

PRESIDENT


SECRETARY


TREASURER

Bangalore
Date: 11-09-2018


Rao ASSOCIATES,
CHARTERED ACCOUNTANTS
(G.SUDHINDRA)
Mem. No. 026171
PARTNER



SIR M VISVESVARAYA INSTITUTE OF TECHNOLOGY(MCA), BANGALORE
SCHEDULES FORMING PART OF BALANCE SHEET 31ST MARCH 2018

Particulars	Schedule No	Current Year Rs.	Previous Year Rs.
Other Funds:	0		
Income and Expenditure Account	A		
Balance as on 01-04-2017		91,53,868	92,19,013
Add: Excess of Income over Expenditure for the year transferred from Income and Exp.		(18,72,901)	(65,144)
Balance Carried to Balance Sheet		72,80,967	91,53,868
Stock of Library Books:	C		
Balance as on 01-04-2017		6,73,400	6,73,400
Add: Purchased during the year		-	-
Total (a)		6,73,400	6,73,400
Less: Provision towards Loss in value of Books			
Balance as on 01-04-2017		5,75,188	5,50,635
Add: Provision for the year-20%		19,642	24,553
Total (b)		5,94,830	5,75,188
Net Value (a) - (b)		78,570	98,212
Schedule for Cash at Bank:	D		
Balance in Savings and Current Account		10,72,714	6,27,262
		10,72,714	6,27,262



SIR M VISVESVARAYA INSTITUTE OF TECHNOLOGY(MCA). BANGALORE			
SCHEDULES FORMING PART OF INCOME AND EXPENDITURE ACCOUNT FOR THE YEAR			
ENDED 31ST MARCH 2018			
Particulars	Schedule No	CURRENT YEAR Amount	PREVIOUS YEAR Amount
<u>OTHER INCOME</u>	E		
Others.		1,02,761	1,07,725
		<u>1,02,761</u>	<u>1,07,725</u>
<u>Employee Remuneration & Benefits</u>	F		
Salary to Staff		65,27,244	62,98,077
Contribution to Provident Fund		2,87,052	3,14,987
Contribution to ESI		25,584	9,187
Staff Welfare (Including Medical Exp)		- 337	38,146
		<u>68,39,543</u>	<u>66,60,397</u>
<u>Institution Running and Maintenance Expenses</u>	G		
Repairs and Maintenance		3,23,930	4,43,601
Vehicle Maintenance		4,04,510	4,07,211
Inspection / Examination Expenses		61,593	26,193
Power and Water Charges		6,36,138	6,77,988
Sports Expenses		18,411	26,561
Security Charges		2,02,202	2,25,338
Equipment Insurance		6,339	7,127
University and Affiliation Fees		1,88,084	3,23,233
Magazines and Journals		5,772	5,006
Horticultural Expenses		8,989	8,528
Educational Expenses		1,39,959	1,12,307
Cultural Expenses		1,77,694	1,62,407
Printing and Stationery		54,410	76,727
Postage & Telephone (including internet)		61,078	78,169
Legal and Professional Charges		35,251	24,666
<u>Audit Fee and Certification</u>			
Charges (including Service Tax)			
Payment to Statutory Auditors	6,479		7,564
Others - Pre Audit and Review	<u>34,674</u>	41,153	<u>5,428</u>
Travelling and Conveyance		16,782	18,833
Newspaper Notification Expenses		1,54,527	90,638
Land Tax		-	4
Rent		1,17,600	1,05,000
COMED - K and other Membership Fee		3,107	2,261
Others		7,548	61,534
		<u>26,65,078</u>	<u>28,96,317</u>



SIR M VISVESVARAYA INSTITUTE OF TECHNOLOGY(MBA), BANGALORE

BALANCE SHEET AS AT 31ST MARCH 2018

	Sch No.	CURRENT YEAR		PREVIOUS YEAR	
		Rs.	Rs.	Rs.	Rs.
FUNDS					
Other Funds	A	-		-	
Balance in Income & Expenditure Account	B	2,30,02,514	2,30,02,514	1,91,16,141	1,91,16,141
OTHER LIABILITIES					
Staff and Other Collections		95,767		95,767	
Others		-	95,767	-	95,767
INTER BRANCH ACCOUNTS			(2,06,23,161)		(1,65,72,449)
Total			24,75,120		26,39,459
FIXED ASSETS					
Gross Block	C	52,32,033		51,33,185	
Less: Depreciation		44,22,895		42,77,979	
Net Block		8,09,138		8,55,206	
Capital Work In Progress		-	8,09,138	-	8,55,206
CURRENT ASSETS, LOANS AND ADVANCES					
Staff and Other Advances		-		42,000	
Stock of Library Books	D	90,089		1,12,611	
Income Tax Paid		-	90,089	-	1,54,611
Cash and Bank Balances:					
Cash and Cheques/Drafts on Hand		-			
Cash at Bank	E	15,75,893	15,75,893	16,29,642	16,29,642
Total			24,75,120		26,39,459
Significant Accounting Policies and Notes on account	O				

For SIR M VISVESVARAYA INSTITUTE OF TECHNOLOGY(MBA), BANGALORE

[Signature]
A.C. CHANDRASHEKAR RAJU
Hon'PRESIDENT

[Signature]
K. SYAMA RAJU
Hon'SECRETARY

[Signature]
M. VENKATARAMANA RAJU
Hon'TREASURER

Subject to Our Report of Even Date
FOR RAO ASSOCIATES
CHARTERED ACCOUNTANTS
Firm Reg No.003080S

[Signature]
(G.SUDHINDRA)
Mem. No. 026171
Partner.



PLACE: BENGALURU
DATE: 11-09-2018

SIR M VISVESVARAYA INSTITUTE OF TECHNOLOGY(MBA), BANGALORE
INCOME AND EXPENDITURE ACCOUNT FOR THE YEAR ENDED 31ST MARCH 2018

Particulars	SCH.	CURRENT YEAR (Rs.)	PREVIOUS YEAR (Rs.)
I. INCOME:			
Tuition Fees & other Collections from Students		1,42,13,884	1,40,28,330
Interest on Bank Deposits		1,49,876	1,05,360
Other Income	F	842	-
Total (a)		1,43,64,602	1,41,33,690
II. EXPENDITURE:			
Employee Remuneration & Benefits	G	58,89,125	60,34,588
Institution Running and Maintenance Ex	H	44,21,666	41,17,049
Provision for Loss in Value of Books	D	22,522	28,153
Depreciation	C	1,44,916	1,06,306
Total (b)		1,04,78,229	1,02,86,096
Net Excess of Income over Expenditure for the year Transferred (a) - (b) carried over to Balance Sheet		38,86,373	38,47,594
Significant Accounting Policies and Notes on Accounts	0		

FOR SIR M VISVESVARAYA INSTITUTE OF TECHNOLOGY(MBA), BANGALORE


A.C. CHANDRASHEKAR RAJU
 Hon'PRESIDENT



K. SYAMA RAJU
 Hon'SECRETARY


M.VENKATARAMANA RAJU
 Hon'TREASURER

Subject to Our Report of Even Date
 for RAO ASSOCIATES
 CHARTERED ACCOUNTANTS
 Firm Reg No.003080S

PLACE: BENGALURU
 DATE: 11-09-2018





(G.SUDHINDRA)
 Mem. No. 026171
 Partner.


**SIR M VISVESWARAYA INSTITUTE OF TECHNOLOGY MBA
SCHEDULE OF FIXED ASSETS AS AT 31ST MARCH 2018**

C

SCHEDULE

SL. NO	PARTICULARS	GROSS BLOCK					DEPRECIATION					NET BLOCK	
		AS AT 01-04-2017	ADDITIONS	DELETIONS	AS AT 31-03-2018	AS AT 01-04-2017	ADDITIONS	ADDITIONS (DELETIONS)	AS AT 31-03-2018	AS AT #####	AS AT 31-03-2017		
1	Buildings	29,67,162	-	-	29,67,162	23,07,283	65,988	-	23,73,271	5,93,891	6,59,879		
2	Electrical Installation	1,91,239	-	-	1,91,239	1,37,453	5,379	-	1,42,832	48,407	53,786		
3	Computers and Accessories	15,33,155	81,776	-	16,14,931	15,31,620	49,987	-	15,81,607	33,324	1,535		
4	Furniture and Fixtures	4,02,846	17,072	-	4,19,918	2,78,868	21,158	-	3,00,026	1,19,892	1,23,978		
5	Office Equipments	38,783	-	-	38,783	22,755	2,404	-	25,159	13,624	16,028		
		51,33,185	98,848	-	52,32,033	42,77,979	1,44,916	-	44,22,895	8,09,138	8,55,206		



PRESIDENT



SECRETARY


TREASURER

Bangalore
Dated: 11-09-2018

For RAO ASSOCIATES
CHARTERED ACCOUNTANTS


(G.SUDHINDRA)
Mem. No. 026171
PARTNER



**SIR M VISVESVARAYA INSTITUTE OF TECHNOLOGY(MBA), BANGALORE
SCHEDULES FORMING PART OF BALANCE SHEET 31ST MARCH 2018**

Particulars	Schedule No	Current Year Rs.	Previous Year Rs.
Other Funds:	A		
Income and Expenditure Account	B		
Balance as on 01-04-2017		1,91,16,141	1,52,68,547
Add: Excess of Income over Expenditure for the year transferred from Income and Exp.		38,86,373	38,47,594
Balance Carried to Balance Sheet		2,30,02,514	1,91,16,141
Stock of Library Books:	D		
Balance as on 01-04-2017		5,90,819	5,90,819
Add: Purchased during the year		-	
Total (a)		5,90,819	5,90,819
Less: Provision towards Loss in value of Books			
Balance as on 01-04-2017		4,78,208	4,50,055
Add: Provision for the year-20%		22,522	28,153
Total (b)		5,00,730	4,78,208
Net Value (a) - (b)		90,089	1,12,611
Schedule for Cash at Bank:	E		
Balance in Savings and Current Account		15,75,893	16,29,642
		15,75,893	16,29,642



SIR M VISVESVARAYA INSTITUTE OF TECHNOLOGY(MBA), BANGALORE			
SCHEDULES FORMING PART OF INCOME AND EXPENDITURE ACCOUNT FOR THE YEAR			
ENDED 31ST MARCH 2018			
Particulars	Schedule No	CURRENT YEAR Amount	PREVIOUS YEAR Amount
<u>OTHER INCOME</u>			
	F		
Others.		842	-
		842	-
<u>Employee Remuneration & Benefits</u>			
	G		
Salary to Staff		56,20,243	57,06,118
Contribution to Provident Fund		2,47,165	2,85,381
Contribution to ESI		22,029	8,324
Staff Welfare (Including Medical Exp)		-	34,765
		58,89,125	60,34,588
<u>Institution Running and Maintenance Expenses</u>			
	M		
Repairs and Maintenance		5,18,521	5,64,354
Vehicle Maintenance		6,88,671	5,98,002
Inspection / Examination Expenses		1,04,860	38,466
Power and Water Charges		10,83,012	9,95,647
Sports Expenses		31,344	39,006
Security Charges		3,44,245	3,30,915
Equipment Insurance		10,792	10,466
University and Affiliation Fees		3,20,209	4,74,678
Magazines and Journals		9,827	7,351
Horticultural Expenses		15,304	12,524
Educational Expenses		2,38,278	1,64,927
Cultural Expenses		3,02,520	2,38,500
Printing and Stationery		92,632	1,12,677
Postage & Telephone (including internet)		1,03,985	1,14,794
Legal and Professional Charges		60,013	36,223
<u>Audit Fee and Certification</u>			
Charges (including Service Tax)			
Payment to Statutory Auditors	11,030	11,109	
Others - Pre Audit and Review	59,032	70,062	7,971
Travelling and Conveyance		28,572	27,657
Newspaper Notification Expenses		2,63,079	1,33,104
Land Tax		-	7
Rent		1,17,600	1,05,000
COMED - K and other Membership Fee		5,290	3,321
Others		12,850	90,365
		44,21,666	41,17,049



Teaching Staff Total Salary for 2017-18

non

BB 100,171,968

3,77,3090 = 13,79,48,058

56,20,243

MBA 53,59,825

2,60,418 =

MCA 57,76,118

7,51,126 = 65,27,244